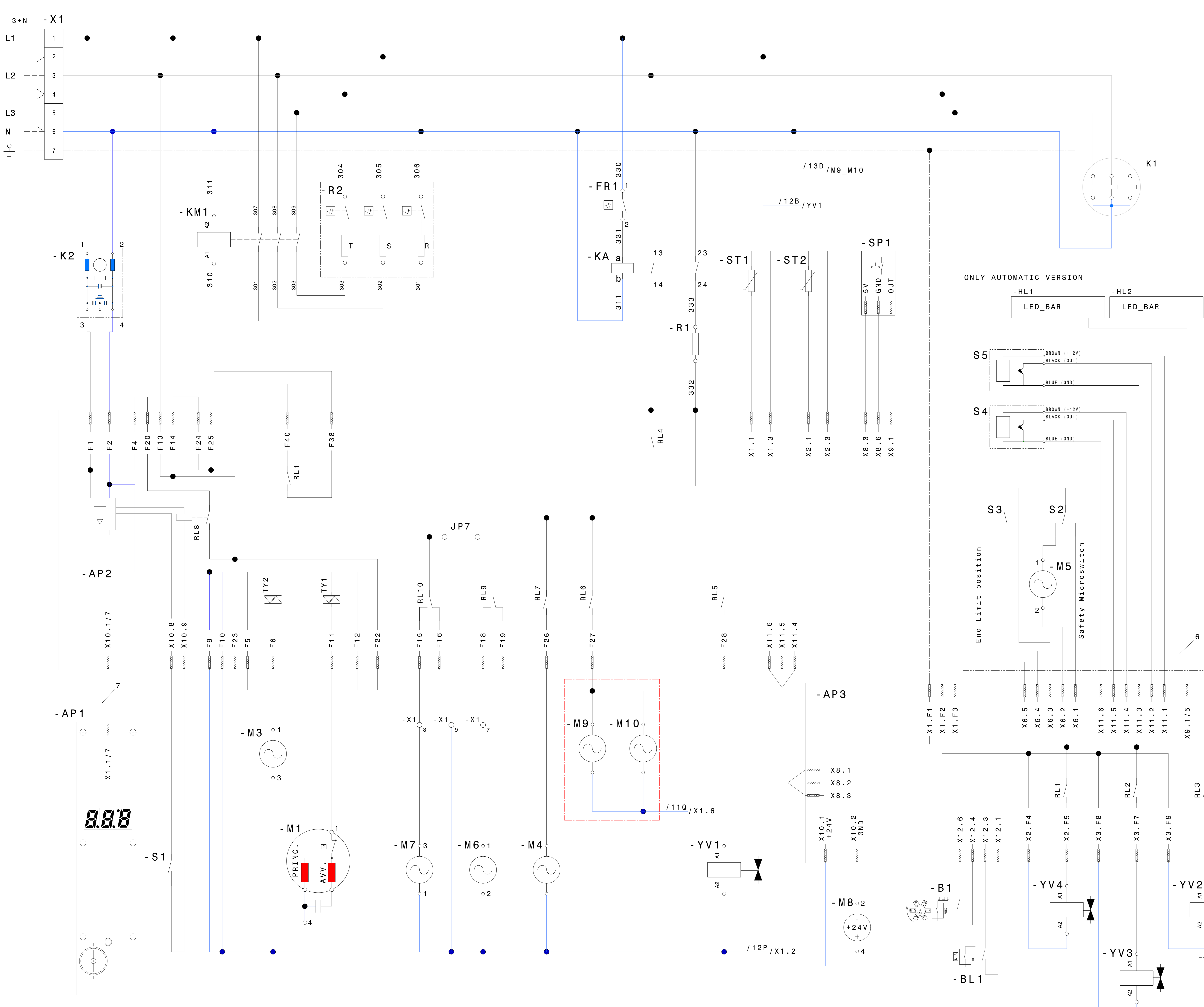


Schaltplan

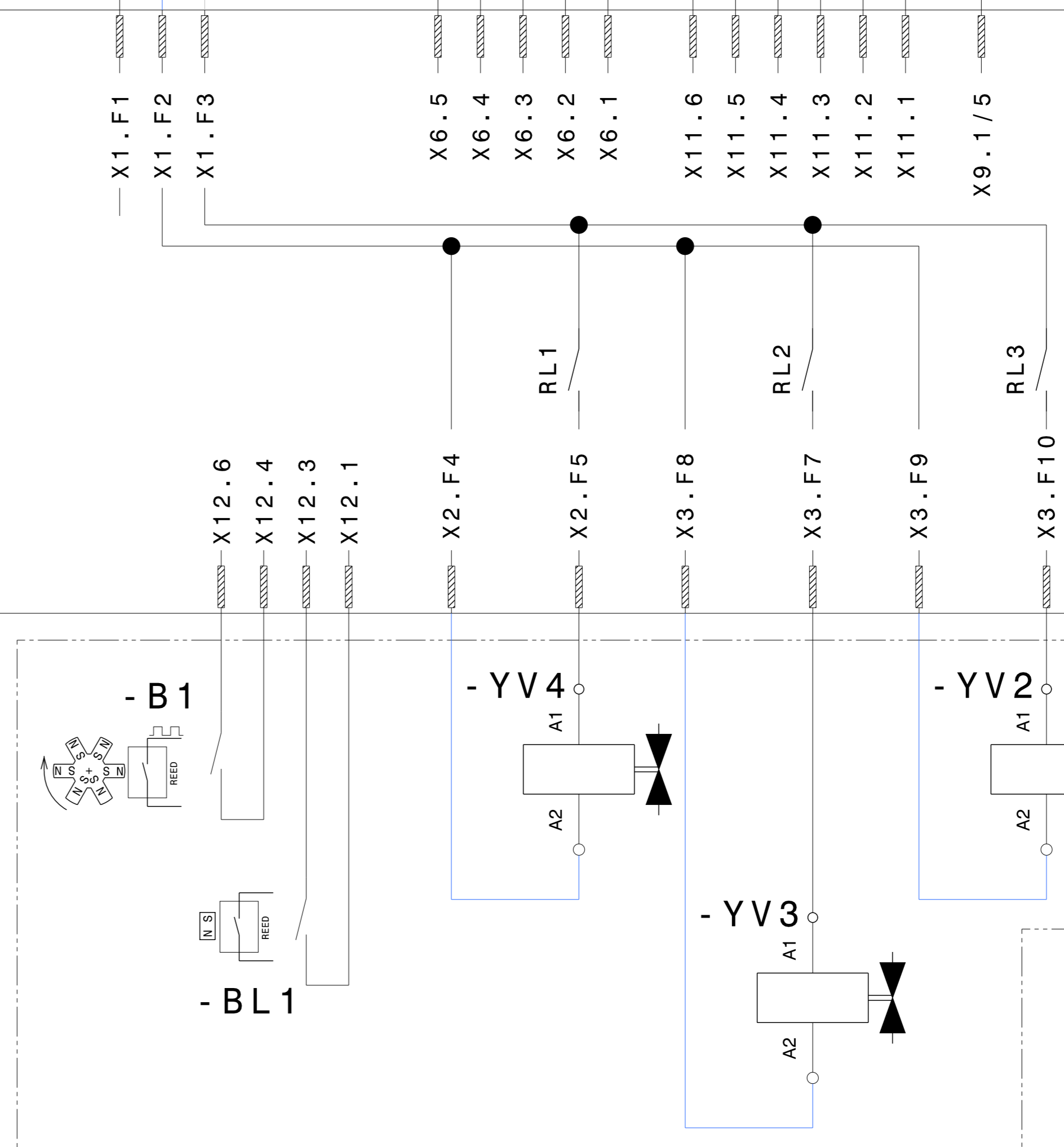
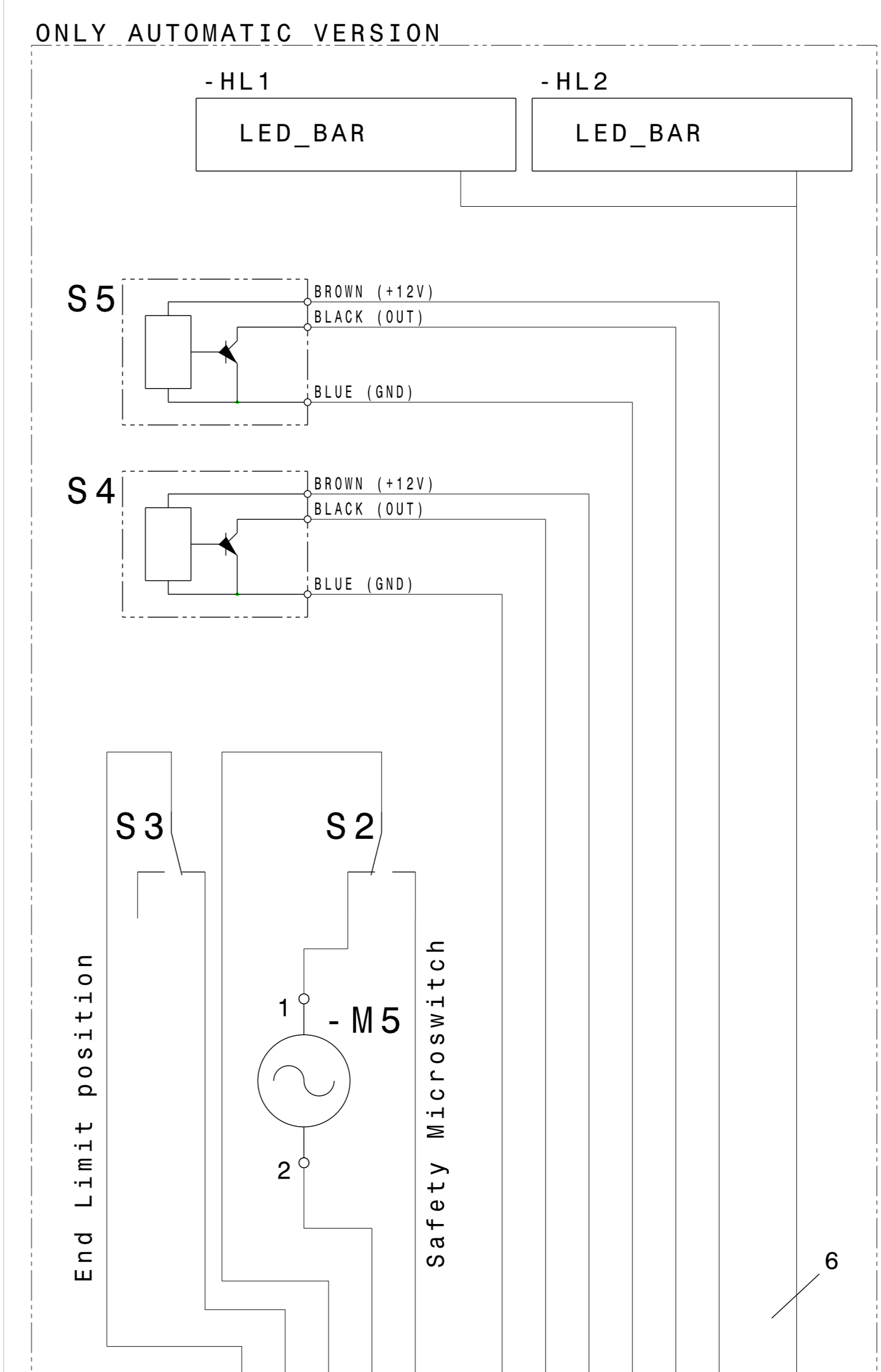
Haubenspülmaschine H8 IELG

[Artikel-Nr.: 406504272]





- KIND OF ITEMS**
- AP1 USER INTERFACE
 - AP2 MAIN BOARD
 - AP3 POWER SUPPLY
 - B1 FLOW METER
 - BL1 SALT LEVEL FLOAT SWITCH
 - FR1 PROTECTION FOR TANK HEATING ELEMENT R1
 - FR2 PROTECTION FOR TANK HEATING ELEMENT R1
 - HL1 LED_BAR
 - HL2 LED_BAR
 - K1 R.F.I. FILTER
 - K2 R.F.I. FILTER
 - KA TANK HEATING RELE'
 - M1 WASH PUMP
 - M3 RINSE PUMP
 - M4 DRAIN PUMP
 - M5 GEARMOTOR
 - M6 DETERGENT DISPENSER
 - M7 RINSE AID DISPENSER
 - M8 DELIME DISPENSER
 - M9 ESD FAN
 - M10 ESD FAN
 - KM1 BOILER HEATING ELEMENT CONTACTOR
 - R1 TANK HEATING ELEMENT
 - R2 BOILER HEATING ELEMENT
 - S1 HOOD SWITCH
 - S2 SAFETY MICROSWITCH
 - S3 OBSTACLE SENSE MICROSWITCH
 - S4 LOWER END LIMIT SWITCH
 - S5 UPPER END LIMIT SWITCH
 - SP1 LEVEL SENSOR
 - ST1 NTC TANK TEMPERATURE SENSOR
 - ST2 NTC BOILER TEMPERATURE SENSOR
 - Terminal Block
 - X1 7/9 DETERGENTE DISPENSER CONNECTING TERMINALS
 - X1 8/9 RINSE AID DETERGENT CONNECTING TERMINALS
 - YV1 WATER LOAD SOLENOID VALVE
 - YV2 PICKLE SOLENOID VALVE
 - YV3 REGENERATION SOLENOID VALVE
 - YV4 BOILER SOLENOID VALVE

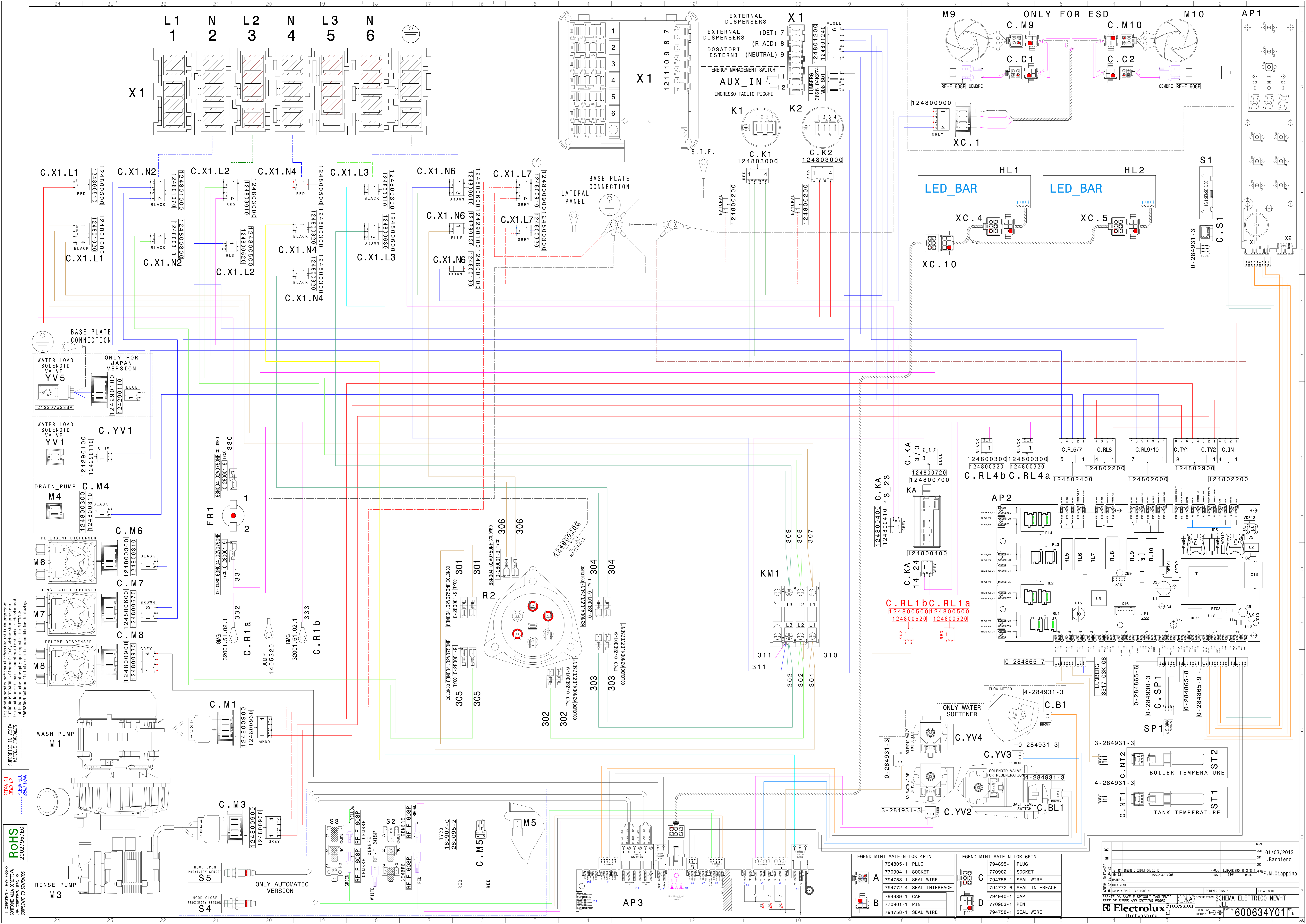


REV	DESCRIPTION	DATE	SCALE
1	SCHEMA ELETTRICO NEWHT FULL	01/03/2013	
2			
3			
4			
5			
6			
7			
8			
9			
10			
11			
12			
13			
14			
15			
16			
17			
18			
19			
20			
21			
22			
23			
24			

Electrolux Profession al
 Dishwashing al
 600634Y01 REV B

This drawing contains confidential information and is the property of ELECTROLUX PROFESSIONAL, Valmadrera (Italy) without whose permission it is not to be reproduced, copied, disseminated or used in any way. It is to be returned promptly upon request to the ELECTROLUX PROFESSIONAL, Valmadrera (Italy) which is responsible for the drawing.

RoHS 2002/95/EC
 COMPLIANT TO STANDARDS



This drawing contains confidential information and is the property of
 ELETRALFA PROFESSIONAL, Valmadrera (BS) Italy, without whose permission
 it is not to be reproduced, copied, or transmitted in any form or by any means
 and it is to be used only for the specific project for which it was created.
 P.T.E.A. S.p.A. P.T.E.A. S.p.A.
 SUPERFICI IN VISTA VISIBILI SOPRACCHE
 COMPLIANT TO STANDARDS
 P.T.E.A. S.p.A. P.T.E.A. S.p.A.
 COMPLIANT TO STANDARDS
 P.T.E.A. S.p.A. P.T.E.A. S.p.A.
 COMPLIANT TO STANDARDS

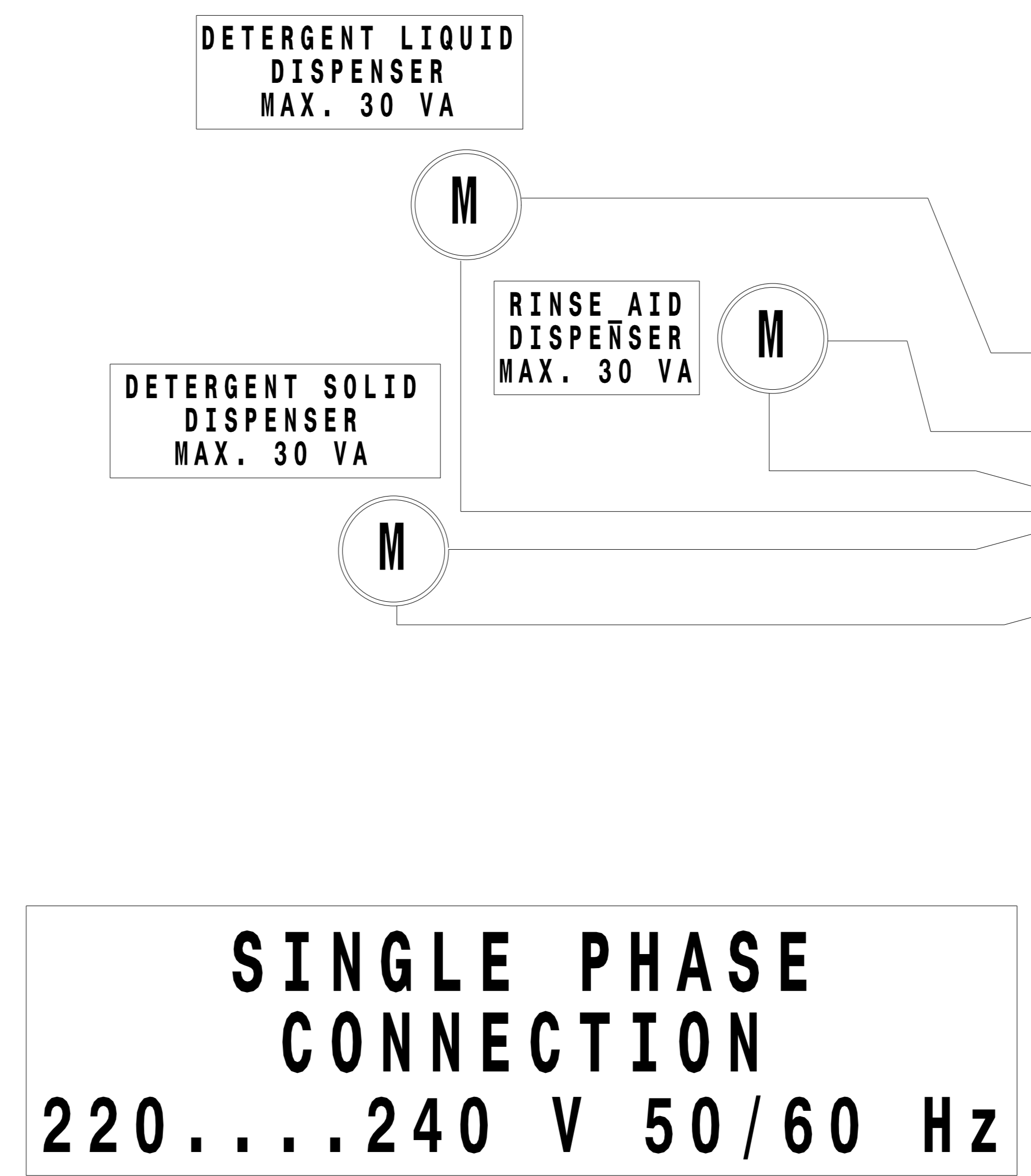
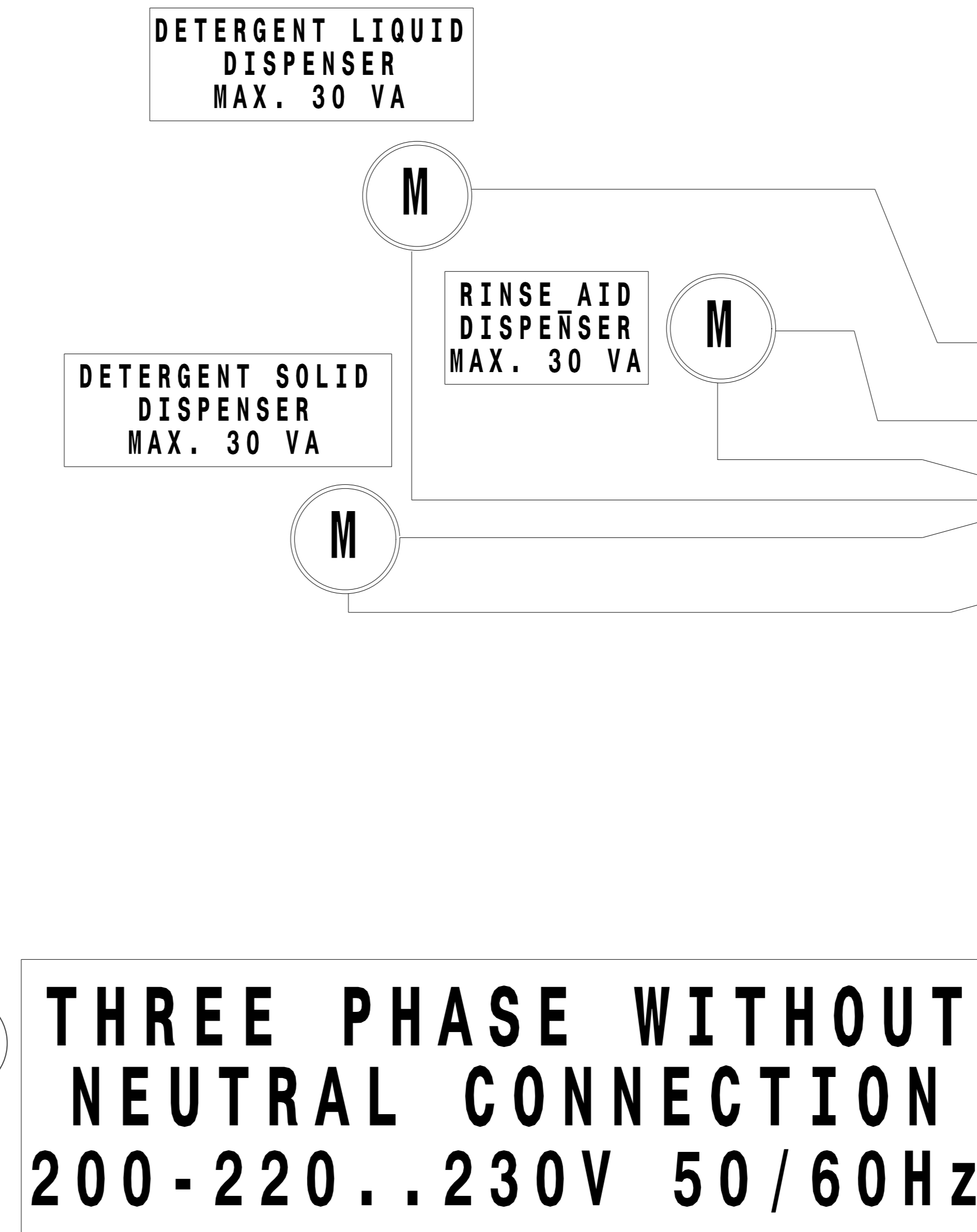
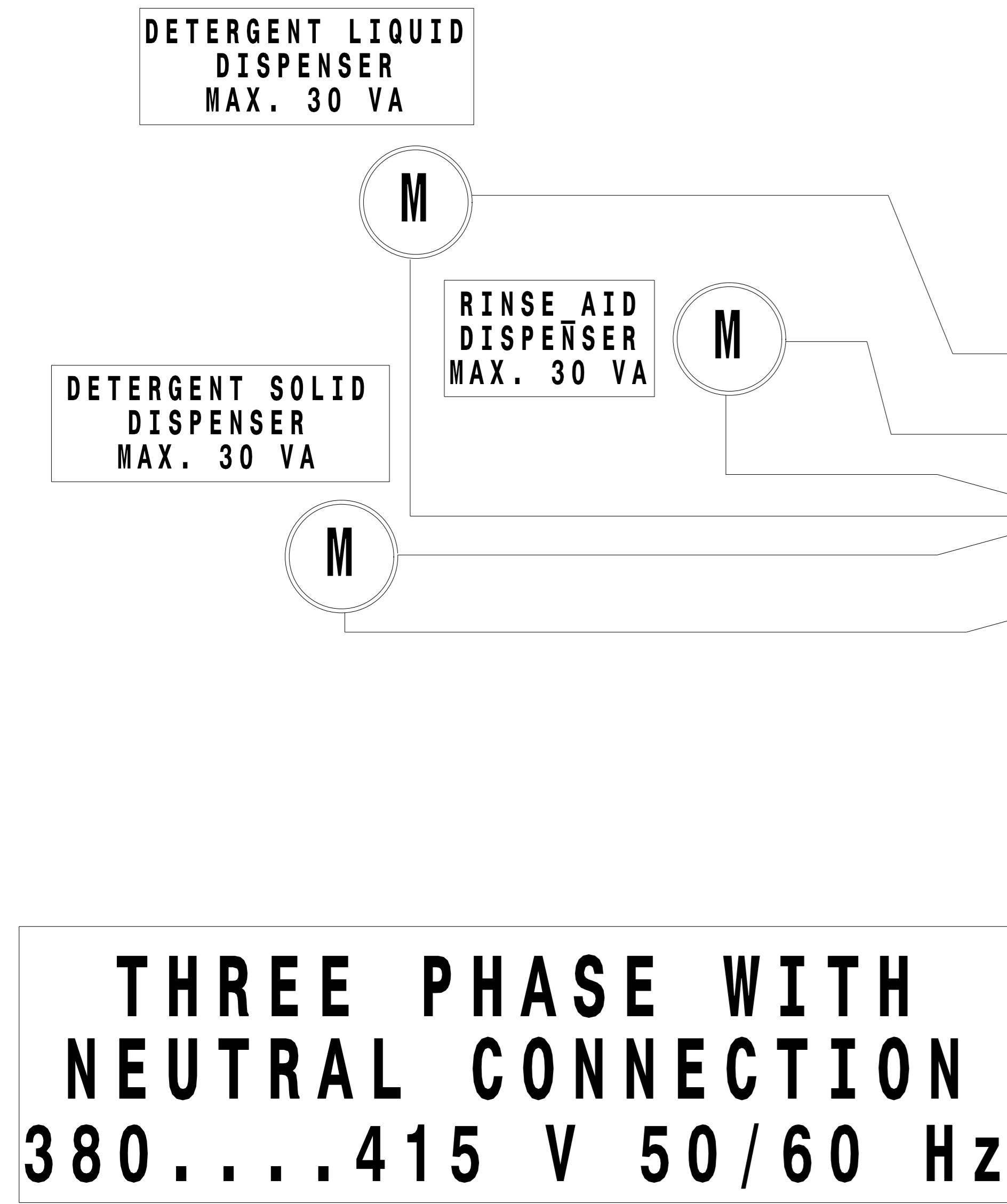
RoHS
 COMPLIANT TO STANDARDS
 2002/95/EC

LEGENDA MINI MATE-N-LOK 4PIN		LEGENDA MINI MATE-N-LOK 6PIN	
A	794805-1 PLUG	C	794895-1 PLUG
B	770904-1 SOCKET	D	770902-1 SOCKET
	794758-1 SEAL WIRE		794758-1 SEAL WIRE
	794772-4 SEAL INTERFACE		794772-6 SEAL INTERFACE
	794939-1 CAP		794940-1 CAP
	770901-1 PIN		770903-1 PIN
	794758-1 SEAL WIRE		794758-1 SEAL WIRE

LEGENDA		DESCRIZIONE		REPLACES	
1	794805-1 PLUG	1	794895-1 PLUG	1	794895-1 PLUG
2	770904-1 SOCKET	2	770902-1 SOCKET	2	770902-1 SOCKET
3	794758-1 SEAL WIRE	3	794758-1 SEAL WIRE	3	794758-1 SEAL WIRE
4	794772-4 SEAL INTERFACE	4	794772-6 SEAL INTERFACE	4	794772-6 SEAL INTERFACE
5	794939-1 CAP	5	794940-1 CAP	5	794940-1 CAP
6	770901-1 PIN	6	770903-1 PIN	6	770903-1 PIN
7	794758-1 SEAL WIRE	7	794758-1 SEAL WIRE	7	794758-1 SEAL WIRE

SCHEMA ELETTRICO NEWHT FULL		REPLACES	
1	794805-1 PLUG	1	794895-1 PLUG
2	770904-1 SOCKET	2	770902-1 SOCKET
3	794758-1 SEAL WIRE	3	794758-1 SEAL WIRE
4	794772-4 SEAL INTERFACE	4	794772-6 SEAL INTERFACE
5	794939-1 CAP	5	794940-1 CAP
6	770901-1 PIN	6	770903-1 PIN
7	794758-1 SEAL WIRE	7	794758-1 SEAL WIRE

SCALE 01/03/2013
 DATE 01/03/2013
 L.Barbiero
 F.M.Ciappina
 600634Y01



This drawing contains confidential information and is the property of
 Elettrolux Professional, Valmonastero, Italy, without whose permission
 it is not to be reproduced, copied, or used in any way. The user is
 responsible for its use. Elettrolux Professional, Valmonastero, Italy, is
 not responsible for the use of this drawing.

PIGA SU
 650 UP
 PIGA GIU
 650 DOWN

ROHS
 2002/95/EC

SCALE	01/03/2013
DATE	L.Barbiero
DRAWN	F.M.Ciappina
APP. DATE	
PROJ. L. BARBIERO	15/03/2013
MODIFICATIONS	
MATERIAL:	
TREATMENT:	
SUPPLY SPECIFICATIONS:	
DESCRIPTION	SCHEMA ELETRICO NEWHT
REPLACES	FULL
ESSENTE DA SARE E SPICOLE TAGLIANTI	
FREE OF BURRS AND CUTTING EDGES	
EUROPEAN METHOD	600634Y01
REVISION	

Finanzen / Service

28307 Bremen
Thalendorststraße 15
Tel.+49 421 48557-0
Fax+49 421 488650
bremen@nordcap.de

Vertrieb Ost

12681 Berlin
Wolfener Straße 32/34, Haus K
Tel.+49 30 936684-0
Fax+49 30 936684-44
berlin@nordcap.de

Vertrieb West

40699 Erkrath
Max-Planck-Straße 30
Tel.+49 211 540054-0
Fax+49 211 540054-54
erkrath@nordcap.de

Vertrieb Nord

21079 Hamburg
Großmoorbogen 5
Tel.+49 40 766183-0
Fax+49 40 770799
hamburg@nordcap.de

Vertrieb Süd

55218 Ingelheim
Hermann-Bopp-Straße 4
Tel.+49 6132 7101-0
Fax+49 6132 7101-20
ingelheim@nordcap.de



www.nordcap.de