
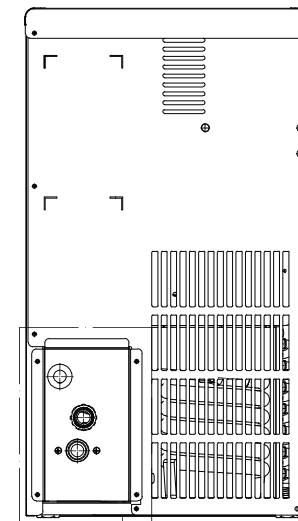

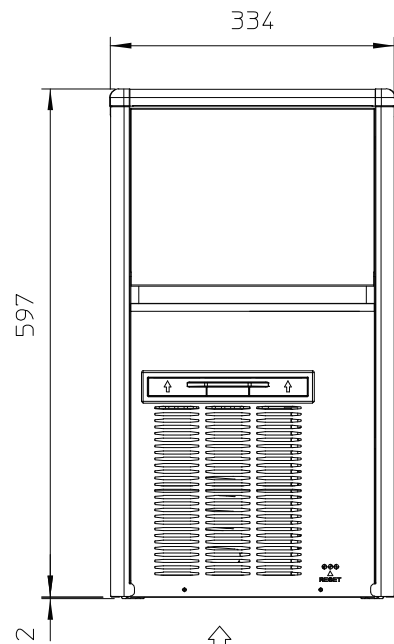


# Masszeichnung Eiswürfelbereiter **SDE 30 W**

[Artikel-Nr.: 41320250064]



AIR FLOW

1. CORD SET
2. Ø 20mm WATER DRAIN
3. 3/4" GAS WATER INLET  
(WATER CONDENSER VERSION TOO)

