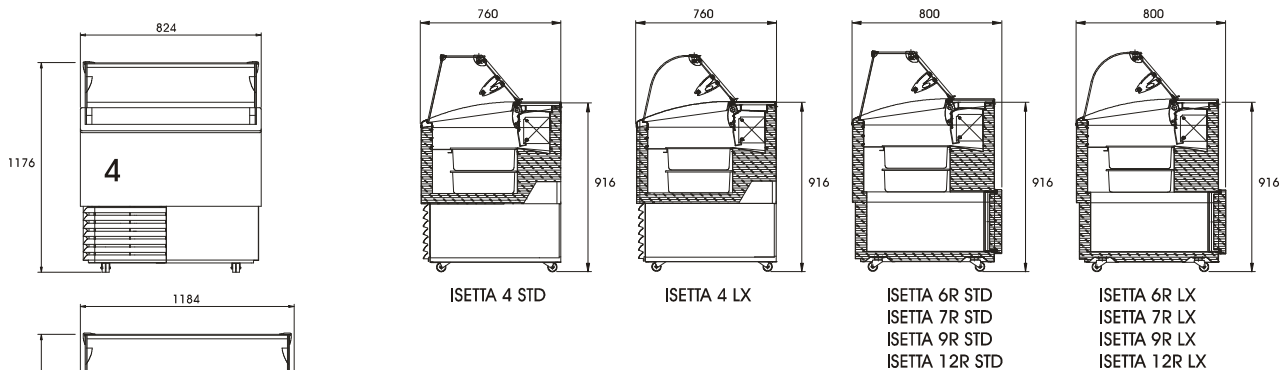
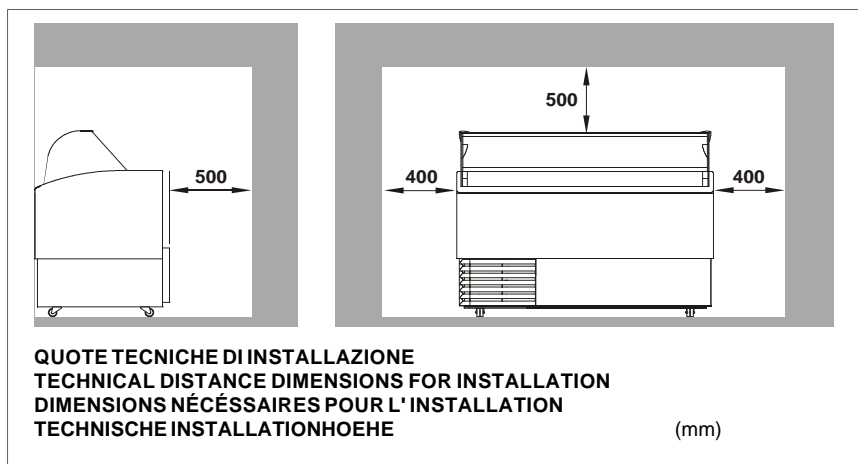
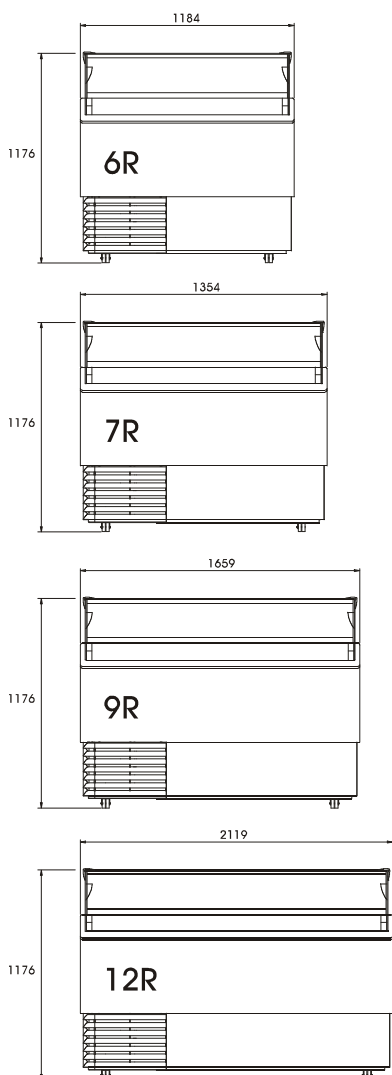


**1.0 CARATTERISTICHE TECNICHE - TECHNICAL FEATURES
 CARACTERISTIQUES TECHNIQUES - TECHNISCHE ANGABEN**



	4	6R	7R	9R	12R
V / Hz	230/50	230/50	230/50	230/50	230/50
W (max)	810	730	830	1130	1770
A (max)	3,7	3,5	4,9	4,9	8,2
kg	69	97	102	160	217

Temperatura ambiente di lavoro Temperature of work environment Température ambiante de travail Arbeitsraumtemperatur	Umidità relativa Relative humidity Humidité relative Bedingte Feuchtigkeit
°C	%
+30 max	55 max



**QUOTE TECNICHE DI INSTALLAZIONE
 TECHNICAL DISTANCE DIMENSIONS FOR INSTALLATION
 DIMENSIONS NÉCESSAIRES POUR L'INSTALLATION
 TECHNISCHE INSTALLATIONSHOEHE**

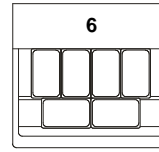
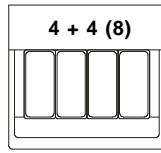
(mm)

**COMPOSIZIONE VASCHETTA - S/S CONTAINERS COMPOSITION
COMPOSITION DES BACS - EISSCHALEN KOMPOSITION**

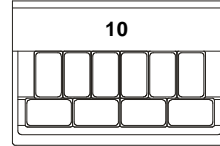
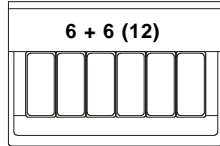
L. 5

L. 4,75

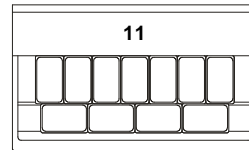
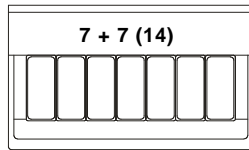
4



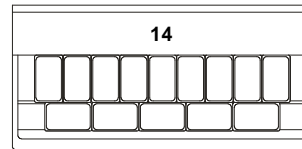
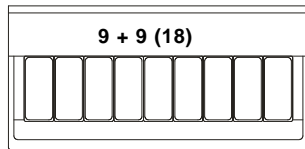
6R



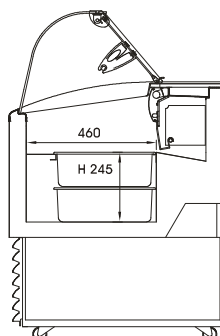
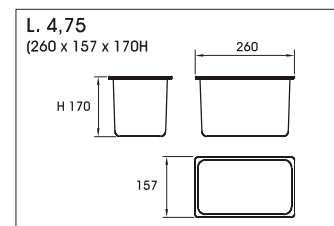
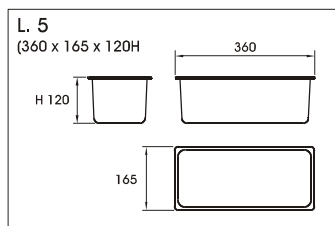
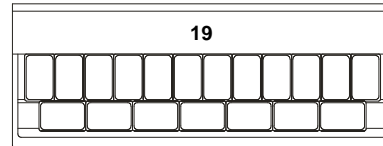
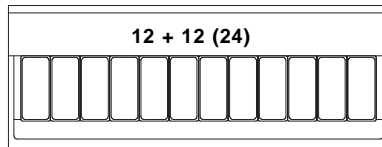
7R



9R



12R



**ALLEGATO
ATTACHMENT
ANNEXE
BEIGEFUGT**

2