

Schaltplan

Schnellkühler / Schockfroster N780T3 INDUSTRY



Non è permesso consegnare a terzi o riprodurre questo documento né, utilizzare il contenuto o renderlo comunque noto a terzi senza la nostra autorizzazione esplicita. Ogni infrazione comporta il risarcimento dei danni subiti. E' fatta riserva di tutti i diritti derivati da brevetti o modelli.

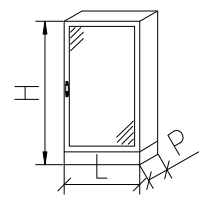
0 1 2 3 4 5 6 7 8 9

		NUOVAIR SRL Via Padania, 9/C - 31020 San Vendemiano - Treviso - Italy Tel. 0438/489097 - info@nuovair.com			
--	--	---	--	--	--

JOB NUMBER/SERIES A0001446		PART NUMBER -	REFERENCE
-------------------------------	--	------------------	-----------

Q.E. ABBATTITORE/SCHALTSCHRANK - BLAST CHILLER/SCHNELLKUEHLER N550-T3/N780-T4

ELECTRICAL SPECIFICATIONS	CARPENTRY	REVISION				
Voltage power circuit (V)	400 a.c.	Cabinet	REV.	MODIFICATIONS	DATE	SIGN.
Auxiliary power circuit (V)	24 a.c. 24 d.c.	Height				
Frequency(Hz)	50	Width				
Distribution system	TT 3F+N+PE	Depth				
Normal Current (A)		Grade IP				
Max Current (A)	30	Form				
Icn Current (KA) CEI EN 60898-1	6	Material				
Icu Current (KA) CEI EN 60947-2 <input type="checkbox"/> Backup		Door				



A	Modificato Micro Porta Vent. Evaporatore	12/06/23	DT
---	--	----------	----

NOTES



NUOVAIR
INNOVATION FOR REFRIGERATION

NUOVAIR S.R.L. - P.IVA: 04839590264
 31020 San Vendemiano - Treviso - Italy
 INFO@NUOVAIR.COM - WWW.NUOVAIR.COM

DATE	28/02/2023
DESIGNER	M.MASO
CHECKED	
APPROVED	

T3 / T4
Q.E. ABBATTITORE
COVER

MAT :	
COM :	A0001446
FILE :	A0001446.DWG

1
FG. 2
F.S.

0 1 2 3 4 5 6 7 8 9

SIGLA COMPONENTI COMUNI

ES. 7QU1


- NUMERO PAGINA INSERIMENTO
- TIPO DI COMPONENTI COMUNI ES.:
 - QF - INTERRUTTORE AUTOMATICO
 - QS - SEZIONATORE
 - QU - SEZ. PORTA FUSIBILE
 - FU - PORTA FUSIBILE
 - KM - RELE' DI POTENZA
 - KA - RELE' AUSILIARIO
- PROGRESSIVO DI PAGINA

SIGLA FILO

ES. 7-1X

- NUMERO PAGINA INSERIMENTO
- PROGRESSIVO DI PAGINA
- OPZ. RIFERIMENTO DI FASE

SIGLA RINVIO

ES. 7-1  9.6

- NUMERO FILO
- PAGINA DI RINVIO
- COLONNA SU PAGINA DI RINVIO

COLORI CONDUTTORI

Tratto dalla norma europea EN 60204-1

CONDUTTORE DI PROTEZIONE

GIALLO-VERDE

CIRCUITI DI POTENZA in AC e DC

FASE - NERO NEUTRO - BLU CHIARO

CIRCUITI AUSILIARI in AC con trasf. disaccoppiatore ≤250V

ROSSO

CIRCUITI AUSILIARI in AC senza trasf. disaccoppiatore

FASE - NERO NEUTRO - BLU CHIARO

CIRCUITI AUSILIARI in DC

BLU

CIRCUITI ALIMENTATI DA FONTE ESTERNA AL QUADRO

ARANCIONE



NUOVAIR
INNOVATION FOR REFRIGERATION

NUOVAIR S.R.L. - P.IVA: 04839590264
31020 San Vendemiano - Treviso - Italy
INFO@NUOVAIR.COM - WWW.NUOVAIR.COM

DATE	28/02/2023
DESIGNER	M.MASO
CHECKED	
APPROVED	

T3 / T4 Q.E. ABBATTITORE
SPECIFICHE COSTRUTTIVE <i>Konstruktions spezifikationen / Construction specification</i>

MAT:	2
COM: A0001446	FG. 3
FILE: A0001446.DWG	F.S.

LISTA FOGLI \ INDEX

Foglio Sheet/Blatt	Descrizione Description \ Beschreibung	Revisione Revision									Foglio Sheet/Blatt	Descrizione Description \ Beschreibung	Revisione Revision									
		1	2	3	4	5	6	7	8	9			1	2	3	4	5	6	7	8	9	
1	COPERTINA/Cover/ABDECKUNG																					
2	SPEC.COSTRUTTIVE/Construction spec./KONSTRUKTIVE SPEZIF.																					
3	INDICE/INDEX/INDEX																					
4	LEGENDA SIMBOLI/ Symbollegende / Symbol legend																					
8	LAYOUT																					
9	LAYOUT																					
10	CIRCUITO DI POTENZA / Stromkreis / Power circuit																					
11	CIRCUITO DI POTENZA / Stromkreis / Power circuit																					
13	VENTILATORI / LÜFTER / Fans																					
18	STUEERL.ZUM EXT.AGG./Com. connection with remote cond.unit																					
20	C.A.SOLENOIDE/Solenoid aux.circuit/STROMKREIS MAGENTV.																					
21	PANNELLO DI CONTROLLO / Touchscreen/ Control panel																					
22	CENTRALINA / Steuergerät / Control unit																					
23	CENTRALINA / Steuergerät / Control unit																					
25	INGRESSI / Eingänge / Inputs																					
26	USCITE / Ausgänge / Outputs																					
27	VALV.ELETTRE/ELEKTR EXPANSIONSVENTIL / Electronic valve																					
31	S.WIRELESS / KABELLOSER KT-FUEHLER/ Wireless probe																					
32	MORSETTIERE / Klemmleiste / Terminal Blocks																					
33	MORSETTIERE / Klemmleiste / Terminal Blocks																					
34	MORSETTIERE / Klemmleiste / Terminal Blocks																					
35	MORSETTIERE / Klemmleiste / Terminal Blocks																					
36	DISTINTA MATERIALI / Stückliste / Part list																					



NUOVAIR
INNOVATION FOR REFRIGERATION
















NUOVAIR S.R.L. - P.IVA: 04839590264
31020 San Vendemiano - Treviso - Italy
INFO@NUOVAIR.COM - WWW.NUOVAIR.COM

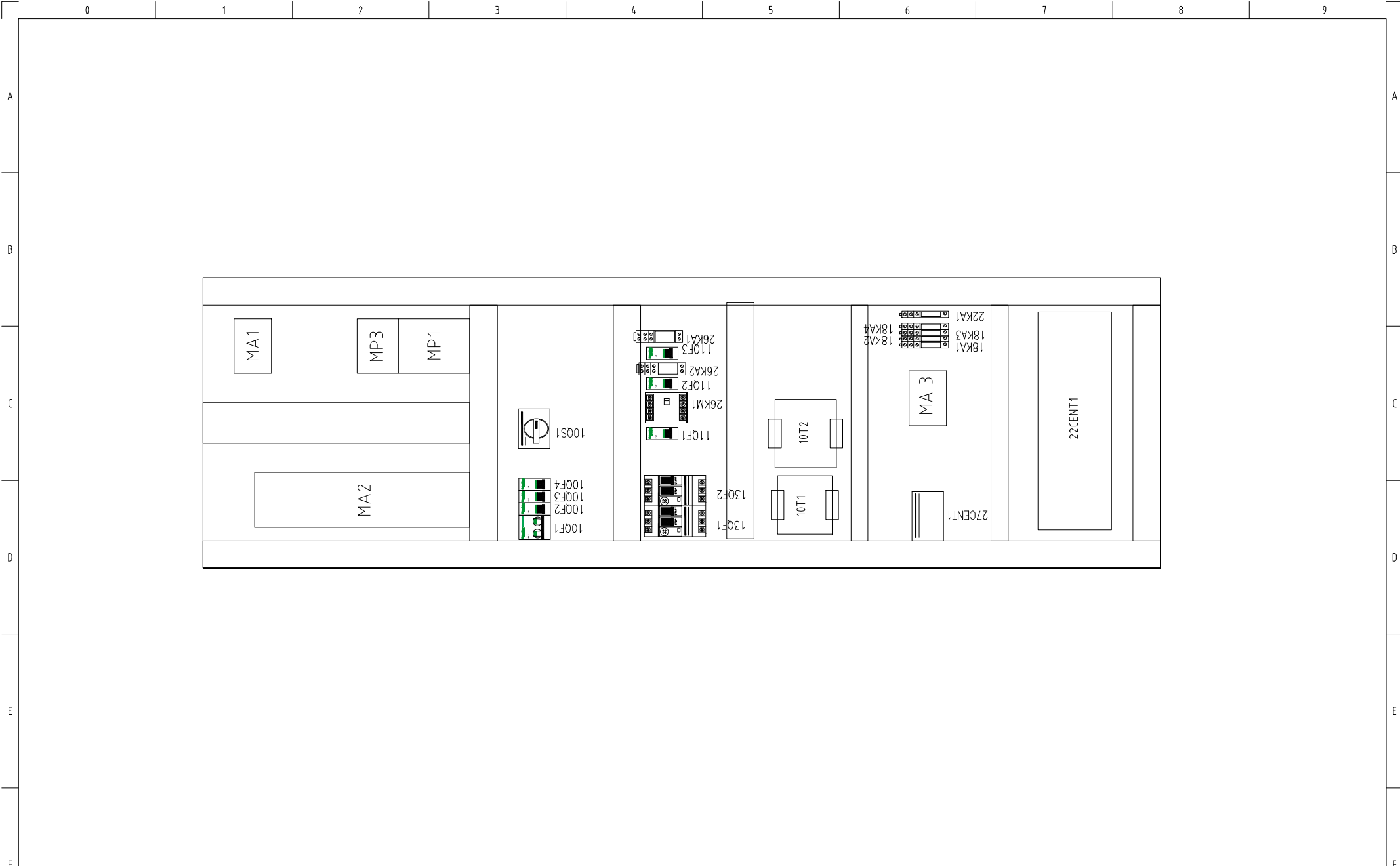
DATE	28/02/2023
DESIGNER	M.MASO
CHECKED	
APPROVED	

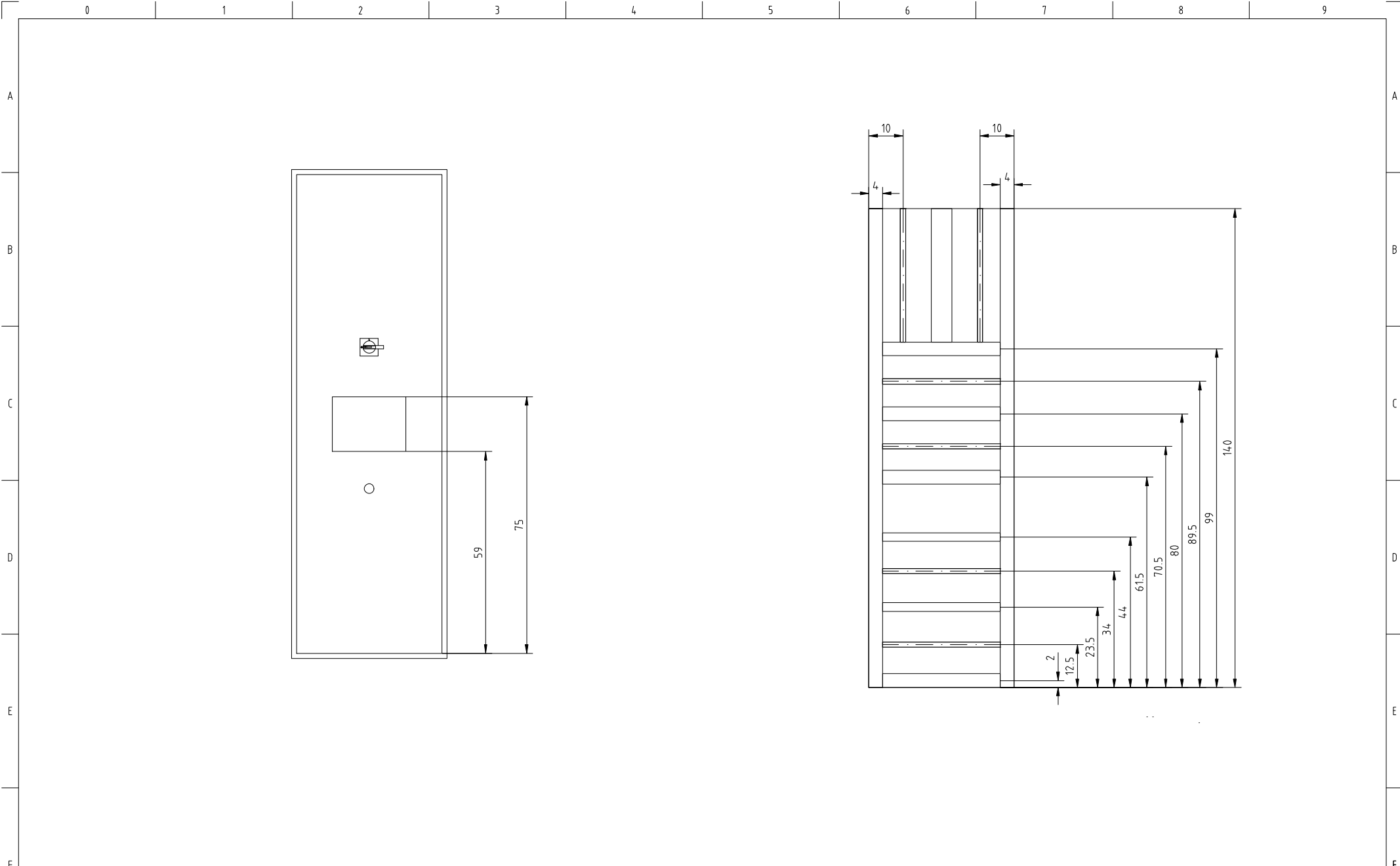
T3 / T4
Q.E. ABBATTITORE
**INDICE
INDEX**

MAT :	
COM :	A0001446
FILE :	A0001446.DWG

3
FG. 4
F.S.

Sim.\Sym.	File	Descrizione\Description\Beschreibung	Sim.\Sym.	File	Descrizione\Description\Beschreibung
	B10_N	<i>Pressure to current transducer</i> Trasduttore di pressione/corrente <i>Druckaufnehmer</i>		KA1_N	<i>Relay coil</i> Bobina rele' Ausiliario <i>SCHUETZ-SPULE</i>
	E10_N	<i>Three-phase fan with PE</i> Ventilatore trifase con PE <i>DREHSTROM-LUEFTER MIT PE</i>		BLK61	<i>Consent</i> Consenso <i>SCHLIESSER-KONTAKT</i>
	G1_N	<i>Current converter AC-DC single phase</i> Convertitore di corrente AC-DC monofase <i>WECHSELRICHTER AC/DC 1- PHASIG</i>		BLK121	<i>Temperature Probe</i> Sonda Temperatura <i>Temperaturfuehler</i>
	Q21_N	<i>Unipolar automatic switch with thermal and electromagnetic overload releases</i> Interruttore automatico unipolare con sganciatori di sovraccarico termico ed elettromagnetico <i>EINPHASIGER UEBERSTROMAUSLOESER</i>			<i>Buzzer</i> Cicalino <i>Summer</i>
	Q22_N	<i>Bipolar automatic switch with thermal and electromagnetic overload releases</i> Interruttore automatico bipolare con sganciatori di sovraccarico termico ed elettromagnetico <i>BIPOLARER UEBERSTROMAUSLOESER</i>			
	Q790_N	<i>Switch-disconnector tripolar maneuver with locking device</i> Interruttore-sezionatore di manovra tripolare con dispositivo di blocco <i>REPARATURSCHALTER</i>			
	Q177_N	<i>Automatic circuit breaker 3 pole with release of magnetic overload</i> Interruttore automatico tripolare con sganciatore di sovraccarico magnetico <i>SICHERUNGSAUTOMAT</i>			
	R1_N	<i>Resistor</i> Resistenza <i>HEIZWIDERSTAND</i>			
	S10_N	<i>Limit switch NO</i> Fine corsa NO <i>POTENZIALFREIER SCHLIESSER</i>			
	T3_N	<i>Single-phase transformer with screen</i> Trasformatore monofase con schermo <i>EINPHASIGER TRANSFORMATOR</i>			
	Y2_N	<i>Solenoid valve closed (at opening)</i> Elettrovalvola Chiusa (in apertura) <i>MAGNETVENTIL GESCHLOSSEN (IN OEFFNUNG)</i>			





NUOVAIR
INNOVATION FOR REFRIGERATION

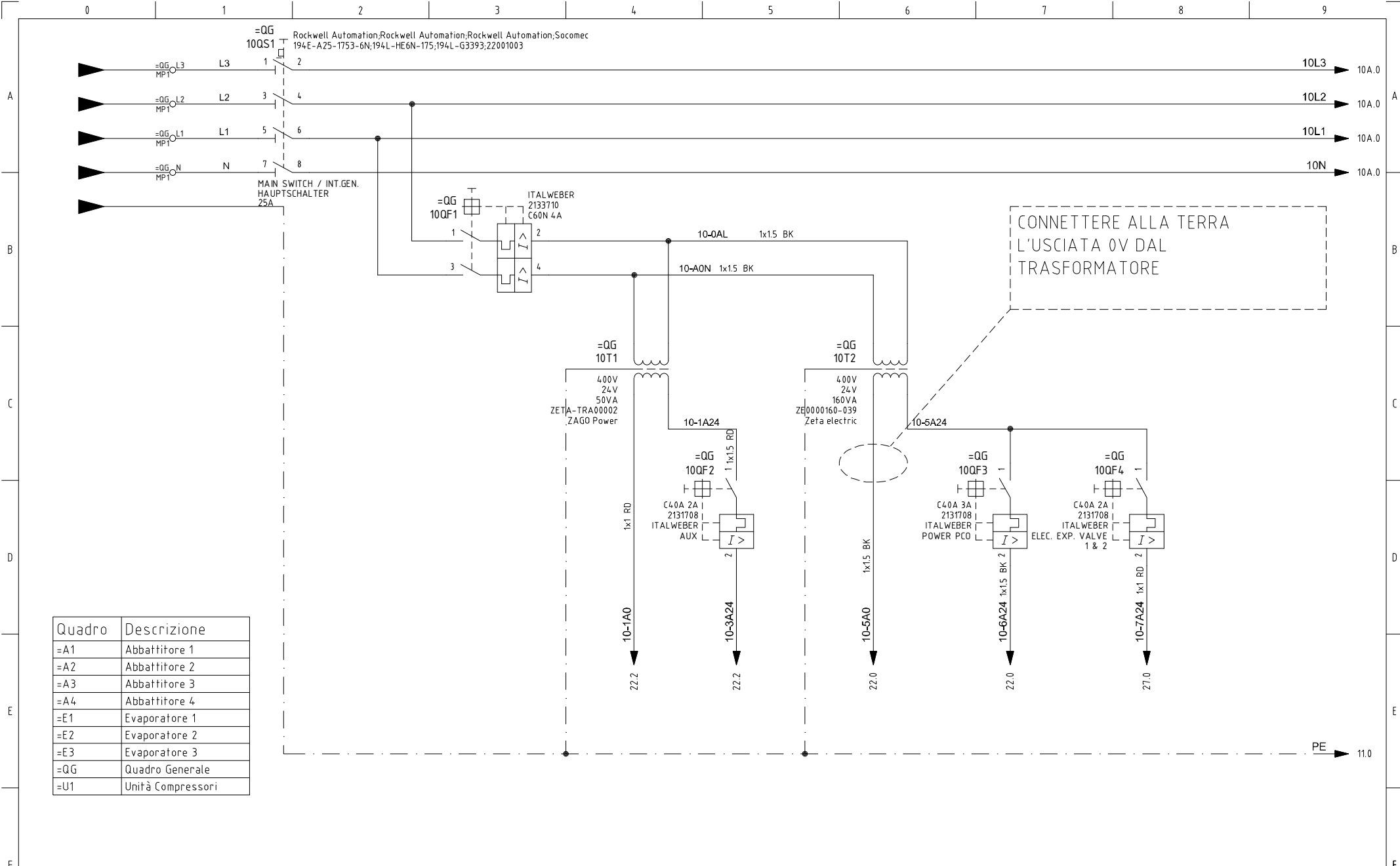
NUOVAIR S.R.L. - P.IVA: 04839590264
31020 San Vendemiano - Treviso - Italy
INFO@NUOVAIR.COM - WWW.NUOVAIR.COM

DATE	28/02/2023
DESIGNER	M.MASO
CHECKED	
APPROVED	

T3 / T4
Q.E. ABBATTITORE
LAYOUT

MAT :	
COM :	A0001446
FILE :	A0001446.DWG

9
FG. 10
F.S.



CONNETTERE ALLA TERRA
L'USCIATA 0V DAL
TRASFORMATORE

Quadro	Descrizione
=A1	Abbattitore 1
=A2	Abbattitore 2
=A3	Abbattitore 3
=A4	Abbattitore 4
=E1	Evaporatore 1
=E2	Evaporatore 2
=E3	Evaporatore 3
=QG	Quadro Generale
=U1	Unità Compressori



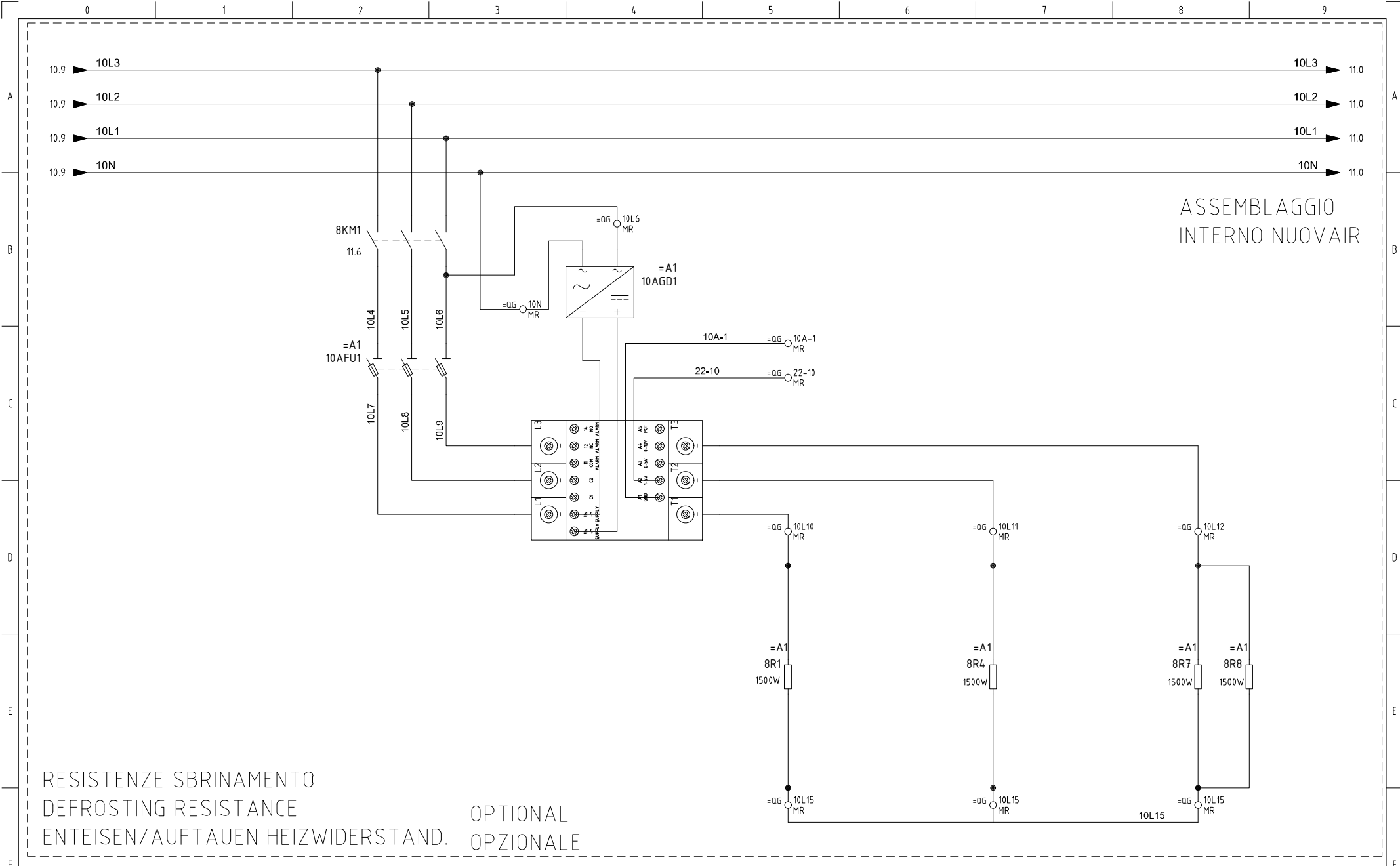
NUOVAIR S.R.L. - P.IVA: 04839590264
31020 San Vendemiano - Treviso - Italy
INFO@NUOVAIR.COM - WWW.NUOVAIR.COM

DATE	28/02/2023
DESIGNER	M.MASO
CHECKED	
APPROVED	

T3 / T4
Q.E. ABBATTITORE
CIRCUITO DI POTENZA
Stromkreis / Power circuit

MAT :	
COM :	A0001446
FILE :	A0001446.DWG

10
FG. 10A
F.S.



ASSEMBLAGGIO
INTERNO NUOVAIR

RESISTENZE SBRINAMENTO
DEFROSTING RESISTANCE
ENTEISEN/AUFTAUEN HEIZWIDERSTAND. OPTIONAL
OPZIONALE



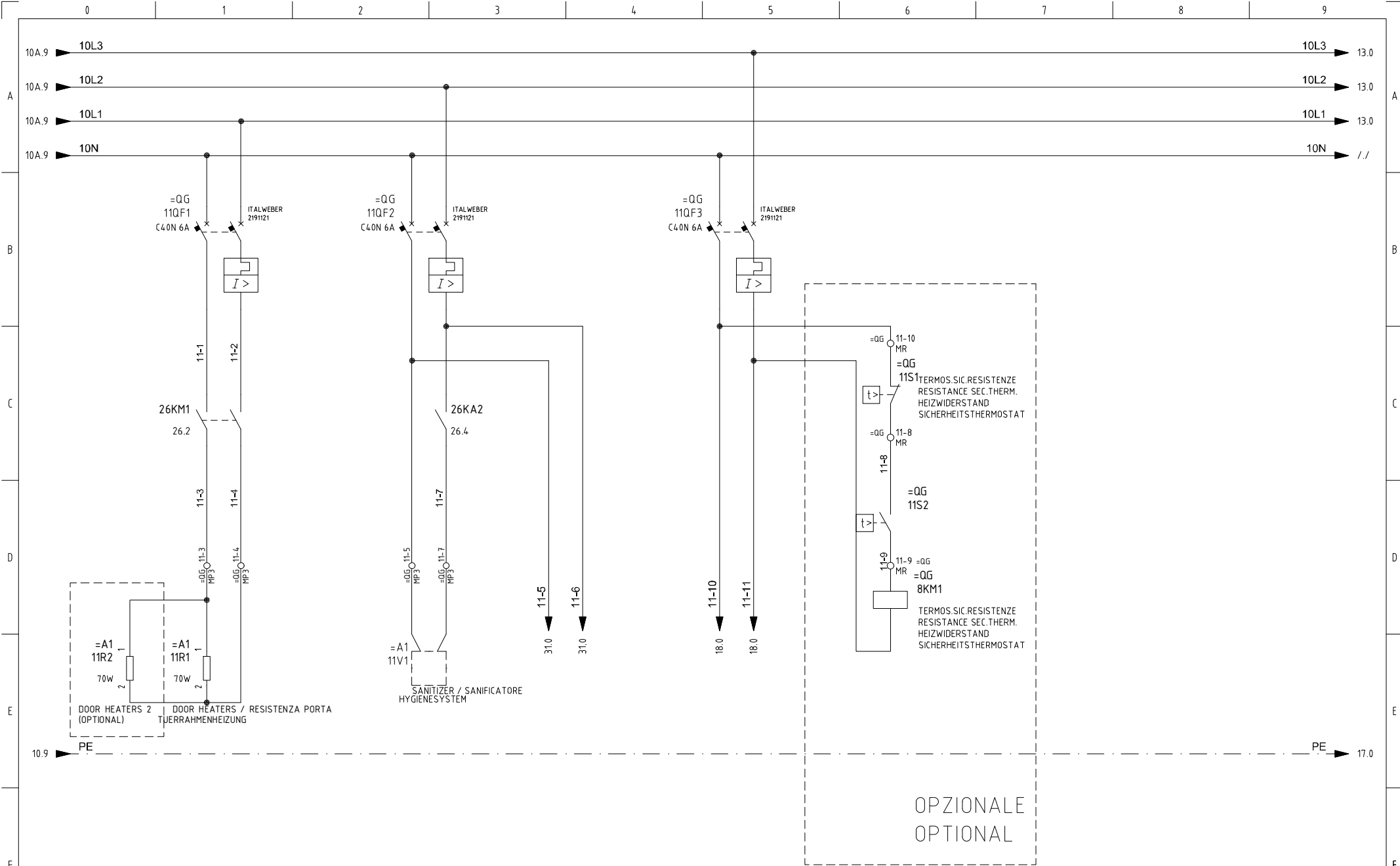
NUOVAIR S.R.L. - P.IVA: 04839590264
31020 San Vendemiano - Treviso - Italy
INFO@NUOVAIR.COM - WWW.NUOVAIR.COM

DATE	28/02/2023
DESIGNER	M.MASO
CHECKED	
APPROVED	

T3 / T4
Q.E. ABBATTITORE

MAT :	
COM :	A0001446
FILE :	A0001446.DWG

10A
FG 11
F.S.




NUOVAIR S.R.L. - P.IVA: 04839590264
 31020 San Vendemiano - Treviso - Italy
 INFO@NUOVAIR.COM - WWW.NUOVAIR.COM

DATE	28/02/2023
DESIGNER	M.MASO
CHECKED	
APPROVED	

T3 / T4
 Q.E. ABBATTITORE
CIRCUITO DI POTENZA
Stromkreis / Power circuit

MAT :	
COM :	A0001446
FILE :	A0001446.DWG

11
FG. 12
F.S.



NUOVAIR
INNOVATION FOR REFRIGERATION

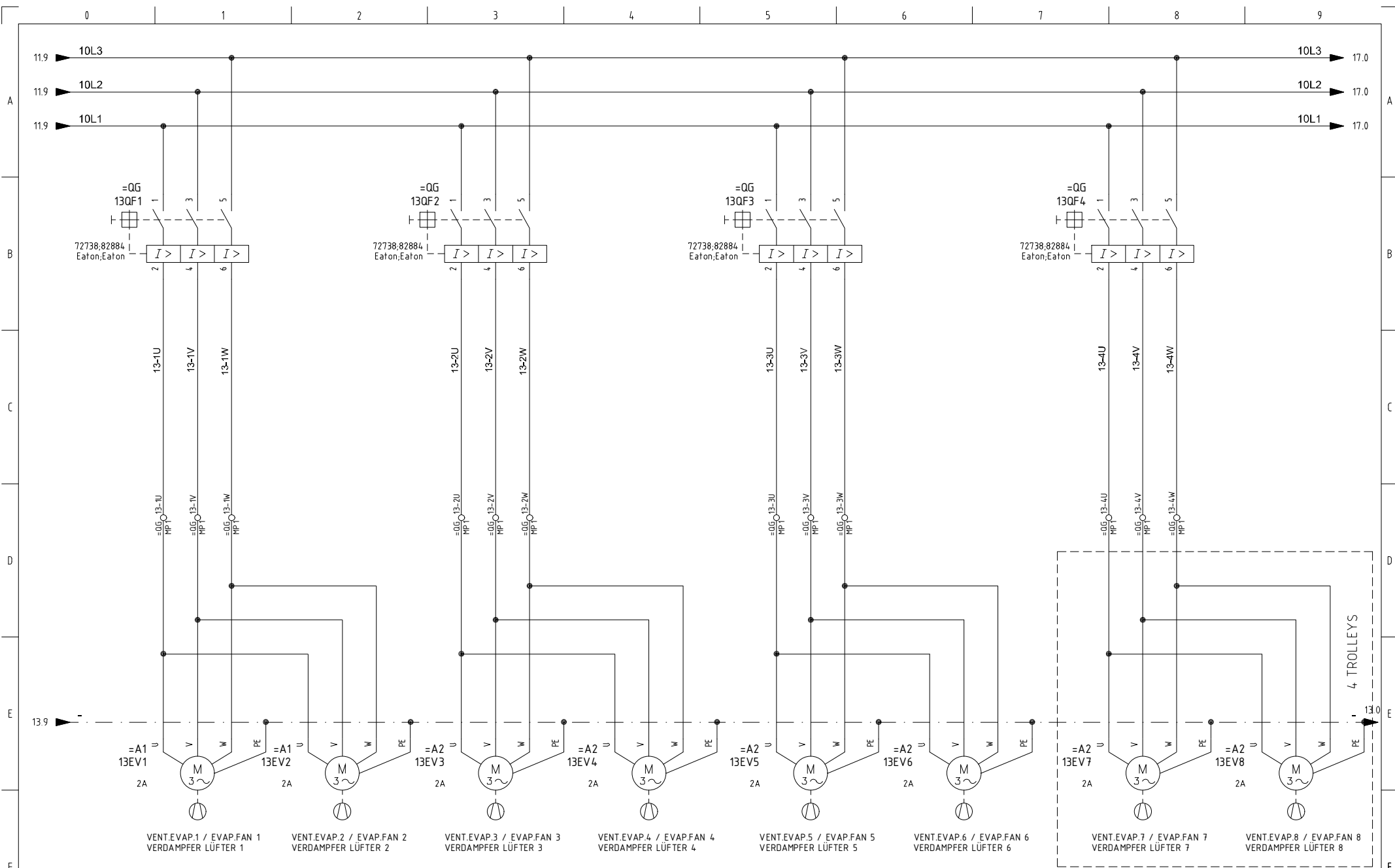
NUOVAIR S.R.L. - P.IVA: 04839590264
31020 San Vendemiano - Treviso - Italy
INFO@NUOVAIR.COM - WWW.NUOVAIR.COM

DATE	28/02/2023
DESIGNER	M.MASO
CHECKED	
APPROVED	

T3 / T4
Q.E. ABBATTITORE

MAT :	
COM :	A0001446
FILE :	A0001446.DWG

12
FG 13
F.S.



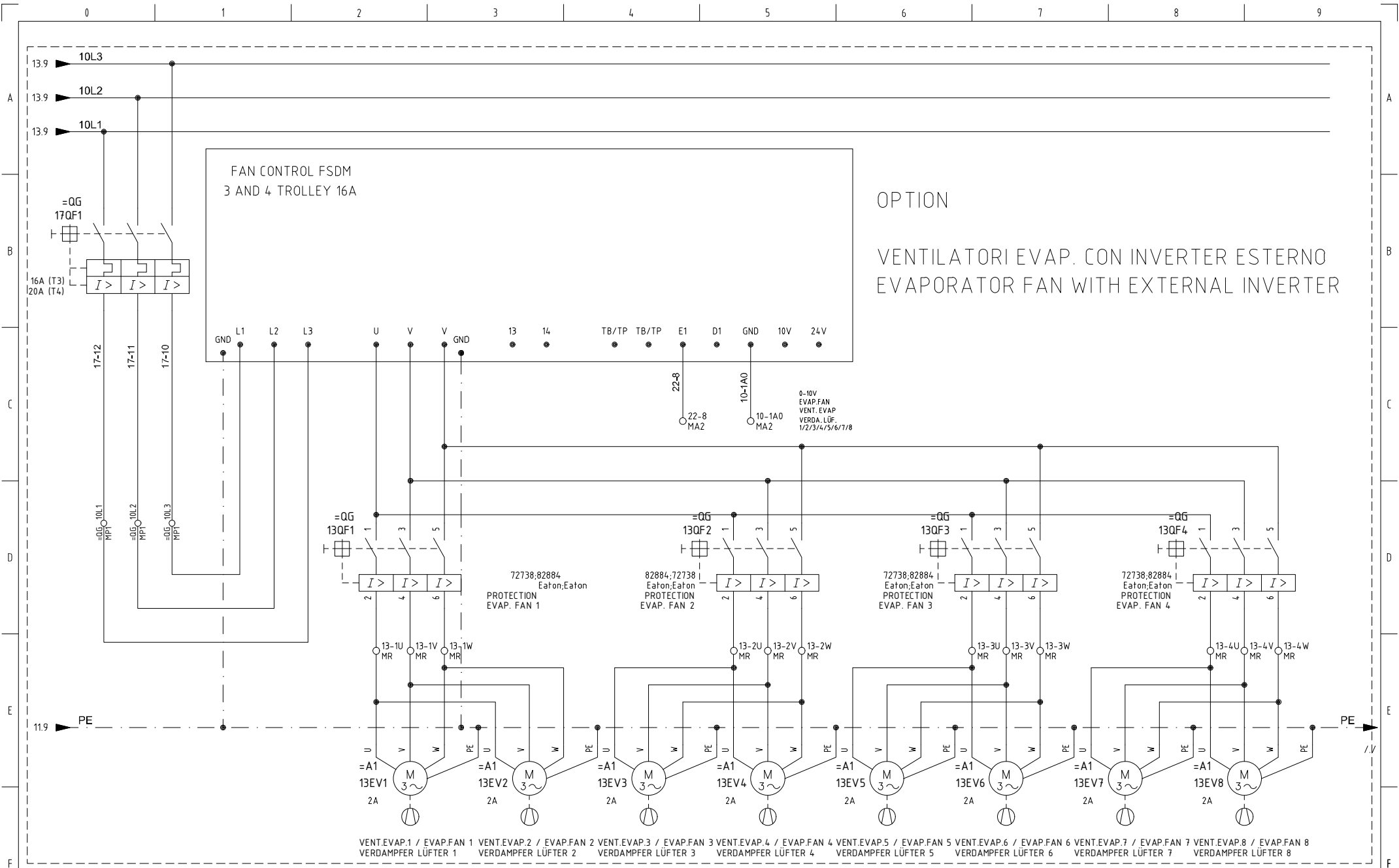
NUOVAIR S.R.L. - P.IVA: 04839590264
 31020 San Vendemiano - Treviso - Italy
 INFO@NUOVAIR.COM - WWW.NUOVAIR.COM

DATE	28/02/2023
DESIGNER	M.MASO
CHECKED	
APPROVED	

T3 / T4
 Q.E. ABBATTITORE
 VENTILATORI
 LÜFTER / Fans

MAT :	
COM :	A0001446
FILE :	A0001446.DWG

13
 FG. 17
 F.S.



NUOVAIR
INNOVATION FOR REFRIGERATION

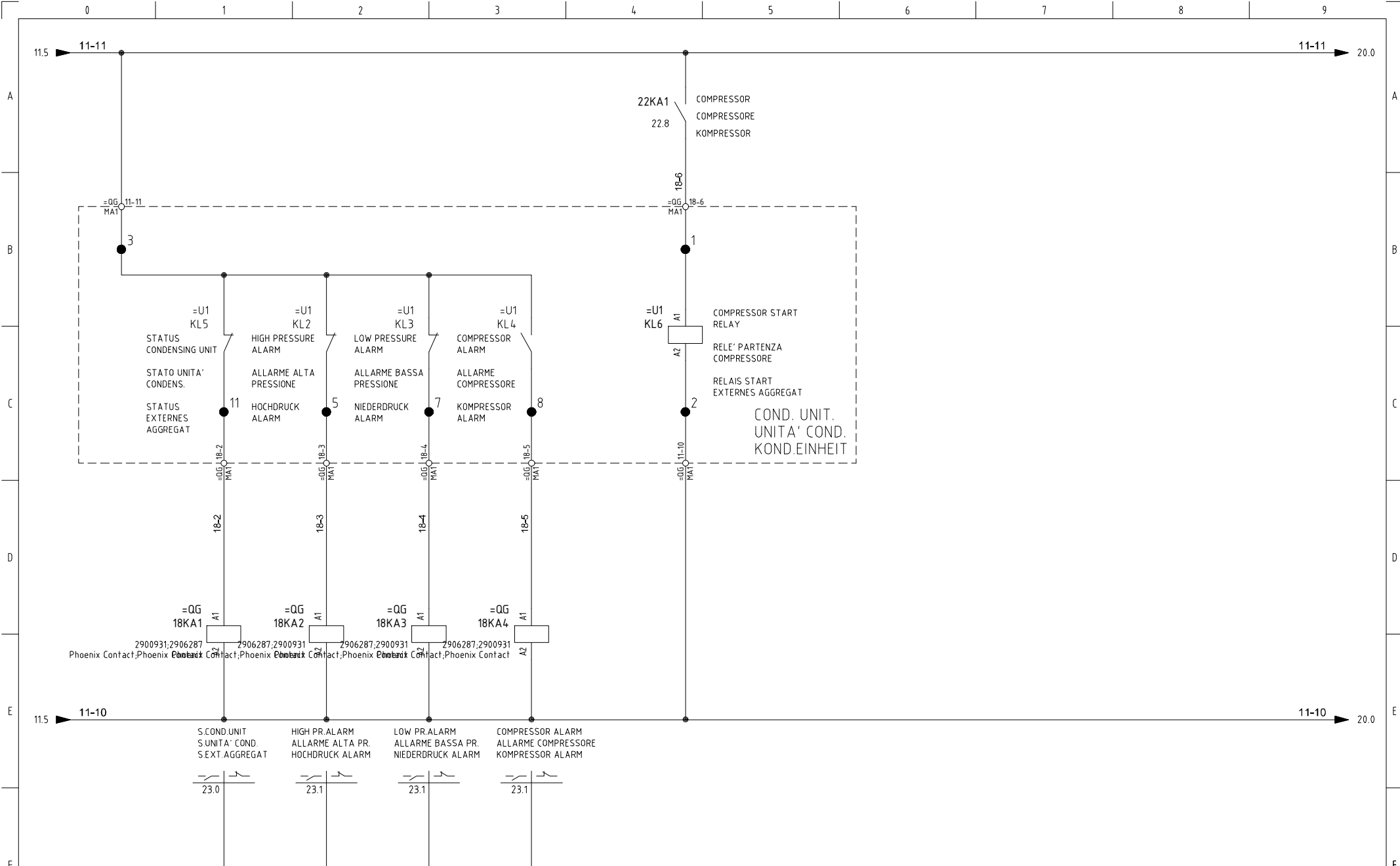
NUOVAIR S.R.L. - P.IVA: 04839590264
31020 San Vendemiano - Treviso - Italy
INFO@NUOVAIR.COM - WWW.NUOVAIR.COM

DATE	28/02/2023
DESIGNER	M.MASO
CHECKED	
APPROVED	

T3 / T4
Q.E. ABBATTITORE

MAT :	
COM :	A0001446
FILE :	A0001446.DWG

17
FG 18
F.S.



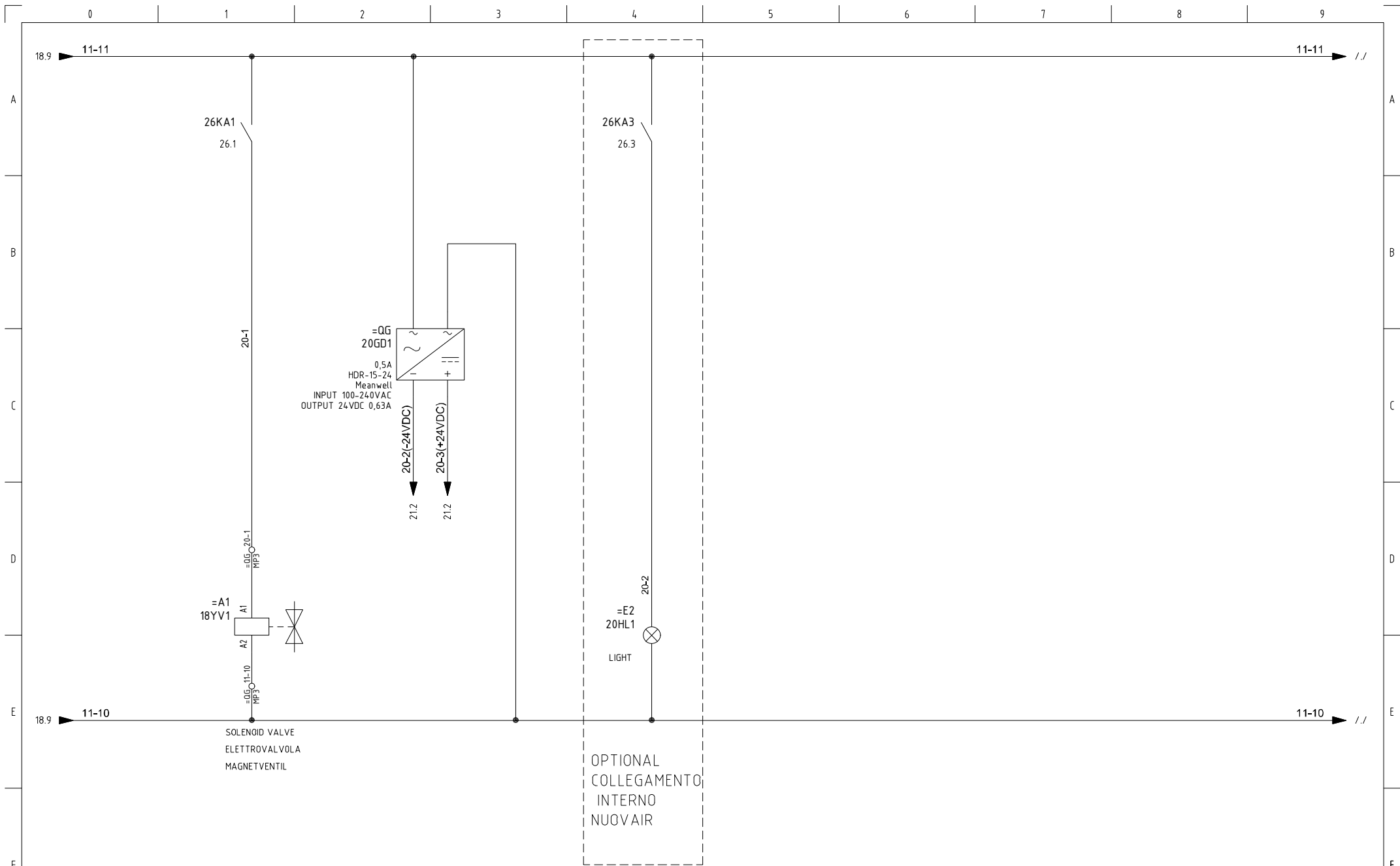
NUOVAIR S.R.L. - P.IVA: 04839590264
 31020 San Vendemiano - Treviso - Italy
 INFO@NUOVAIR.COM - WWW.NUOVAIR.COM

DATE	28/02/2023
DESIGNER	M.MASO
CHECKED	
APPROVED	

T3 / T4
 Q.E. ABBATTITORE
 INTERFACCIAMENTO CON UNITA' ESTERNA
Comunication connection with remote cond.unit

MAT :	
COM :	A0001446
FILE :	A0001446.DWG

18
 FG. 20
 F.S.



NUOVAIR
INNOVATION FOR REFRIGERATION

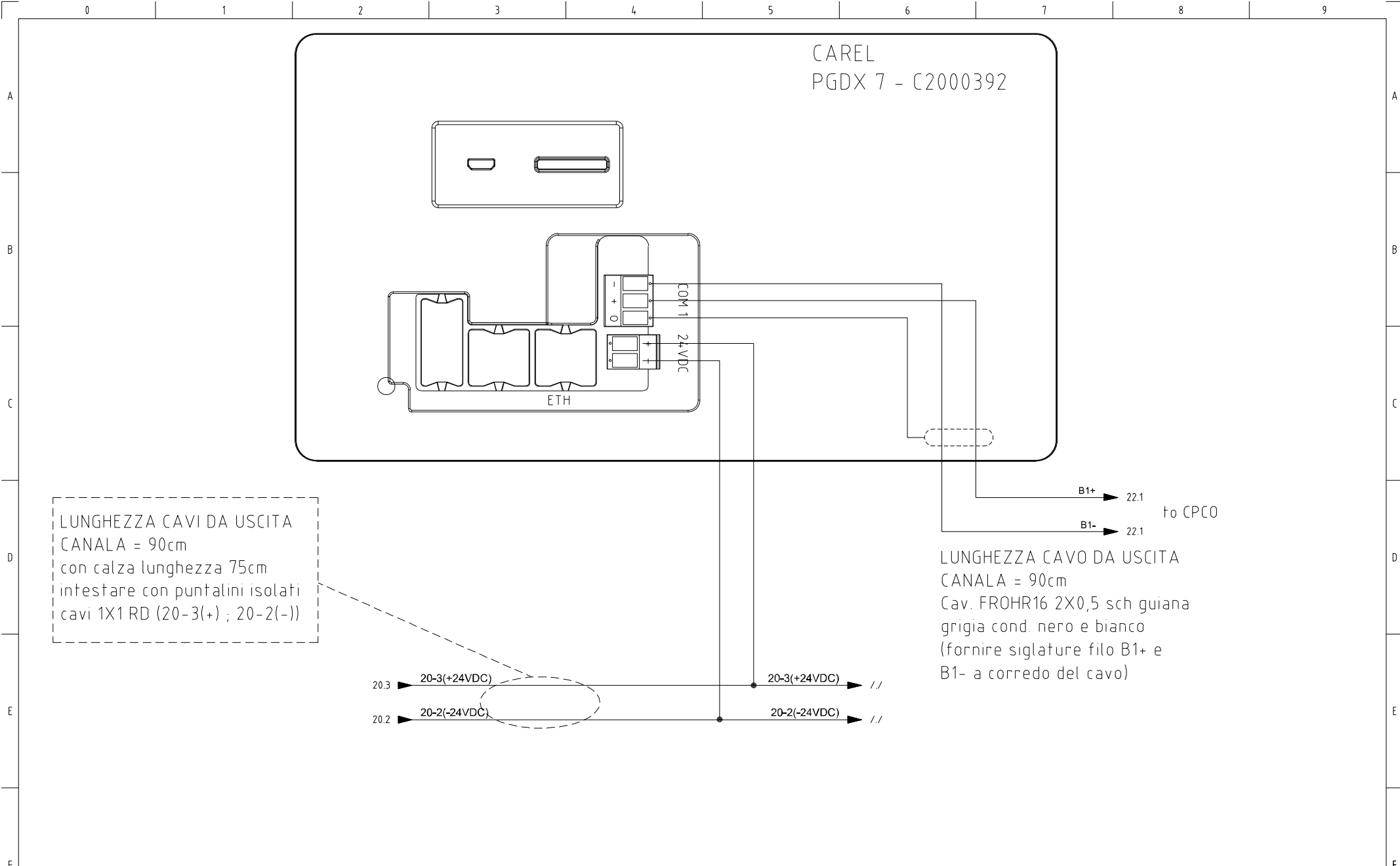
NUOVAIR S.R.L. - P.IVA: 04839590264
31020 San Vendemiano - Treviso - Italy
INFO@NUOVAIR.COM - WWW.NUOVAIR.COM

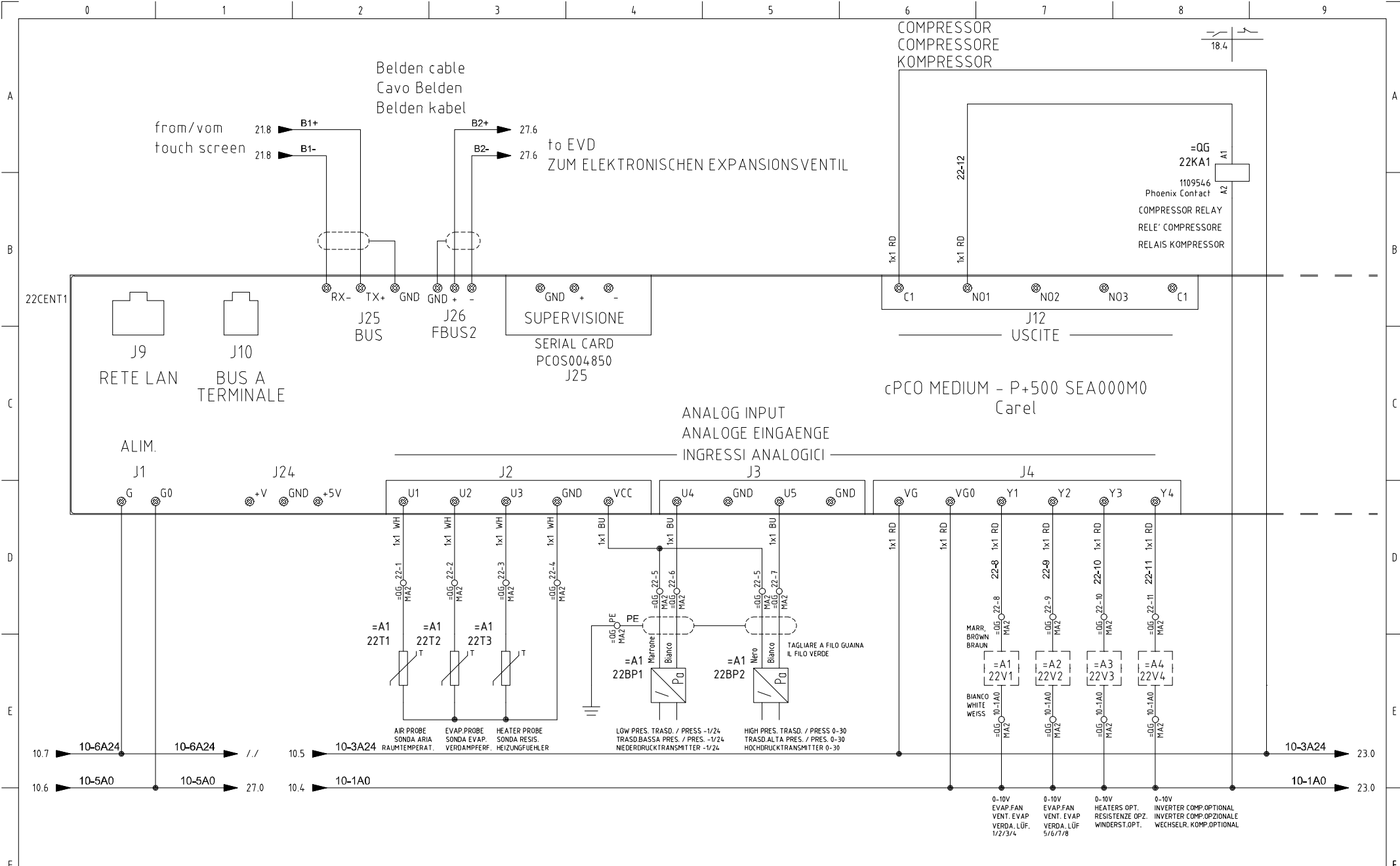
DATE	28/02/2023
DESIGNER	M.MASO
CHECKED	
APPROVED	

T3 / T4
Q.E. ABBATTITORE
CIRCUITO AUSILIARE SOLENOIDE
Solenoid auxiliary circuit / STROMKREIS MAGNETVENTIL

MAT :
COM : A0001446
FILE : A0001446.DWG

20
FG. 21
F.S.





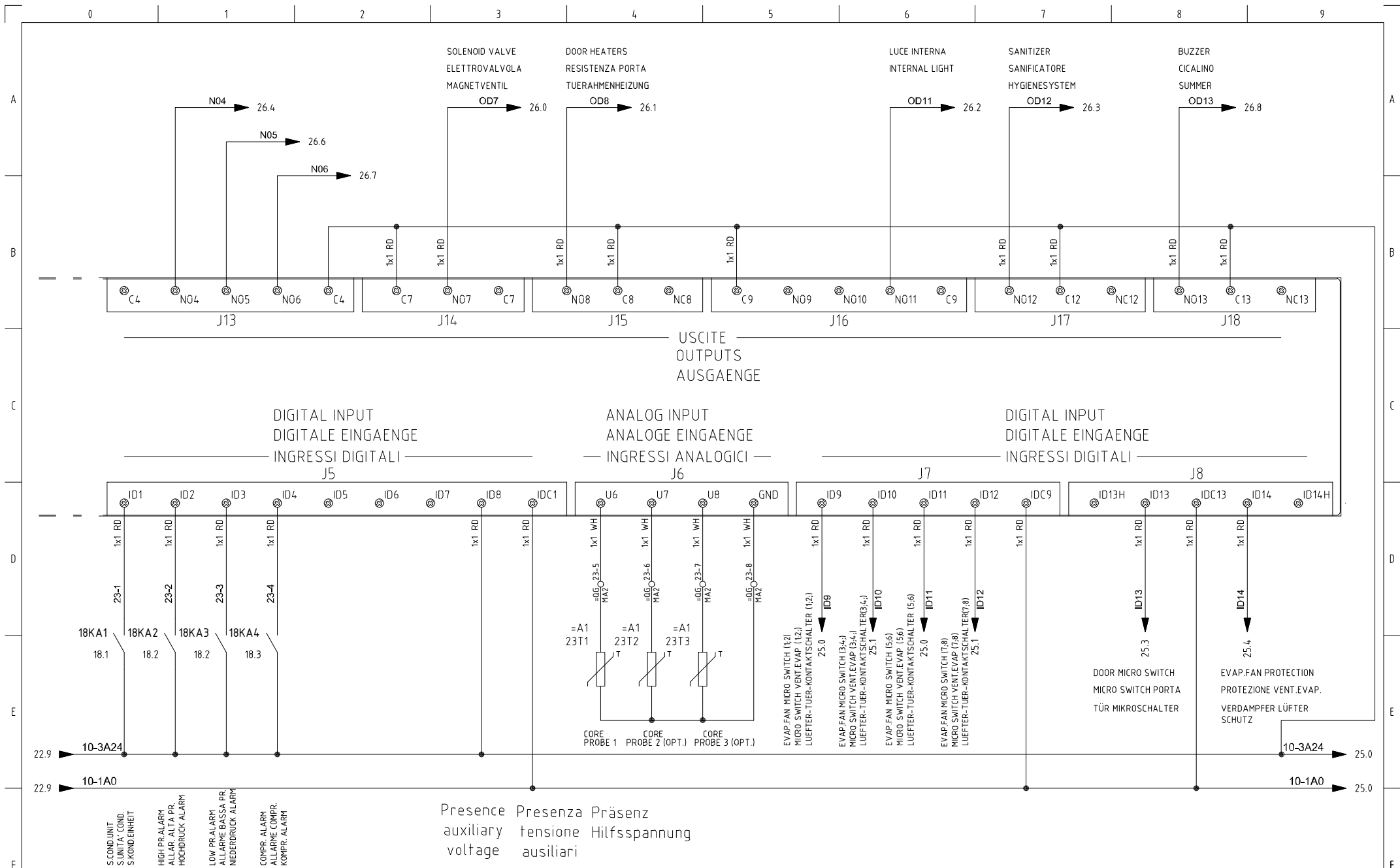
NUOVAIR S.R.L. - P.IVA: 04839590264
 31020 San Vendemiano - Treviso - Italy
 INFO@NUOVAIR.COM - WWW.NUOVAIR.COM

DATE	28/02/2023
DESIGNER	M.MASO
CHECKED	
APPROVED	

T3 / T4
 Q.E. ABBATTITORE
 CENTRALINA
 Steuergerät / Control unit

MAT :	22
COM :	A0001446
FILE :	A0001446.DWG

22
FG 23
F.S.



NUOVAIR
INNOVATION FOR REFRIGERATION

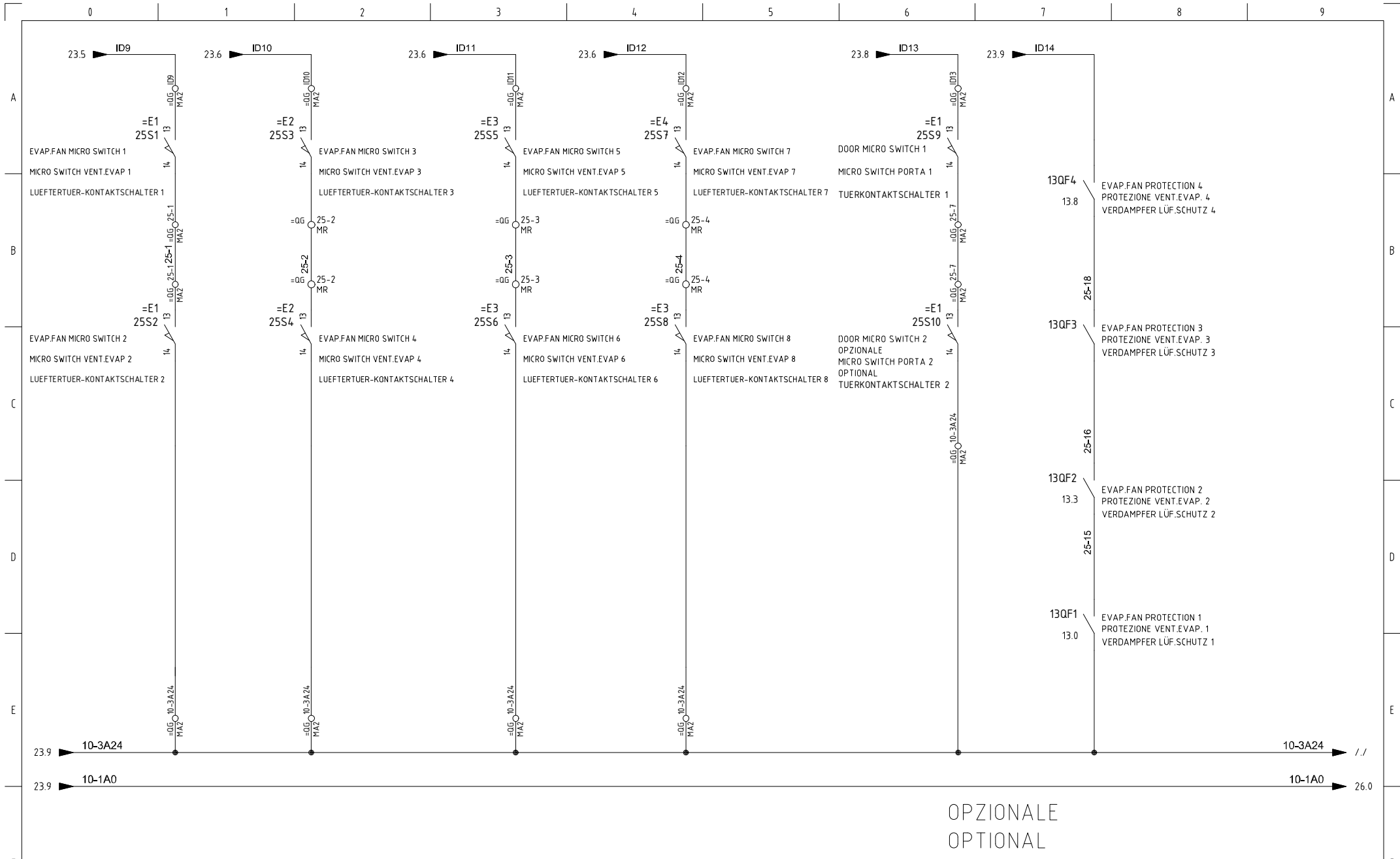
NUOVAIR S.R.L. - P.IVA: 04839590264
31020 San Vendemiano - Treviso - Italy
INFO@NUOVAIR.COM - WWW.NUOVAIR.COM

DATE	28/02/2023
DESIGNER	M.MASO
CHECKED	
APPROVED	

T3 / T4
Q.E. ABBATTITORE
CENTRALINA
Steuergerät / Control unit

MAT :	
COM :	A0001446
FILE :	A0001446.DWG

23
FG 25
F.S.



NUOVAIR
INNOVATION FOR REFRIGERATION

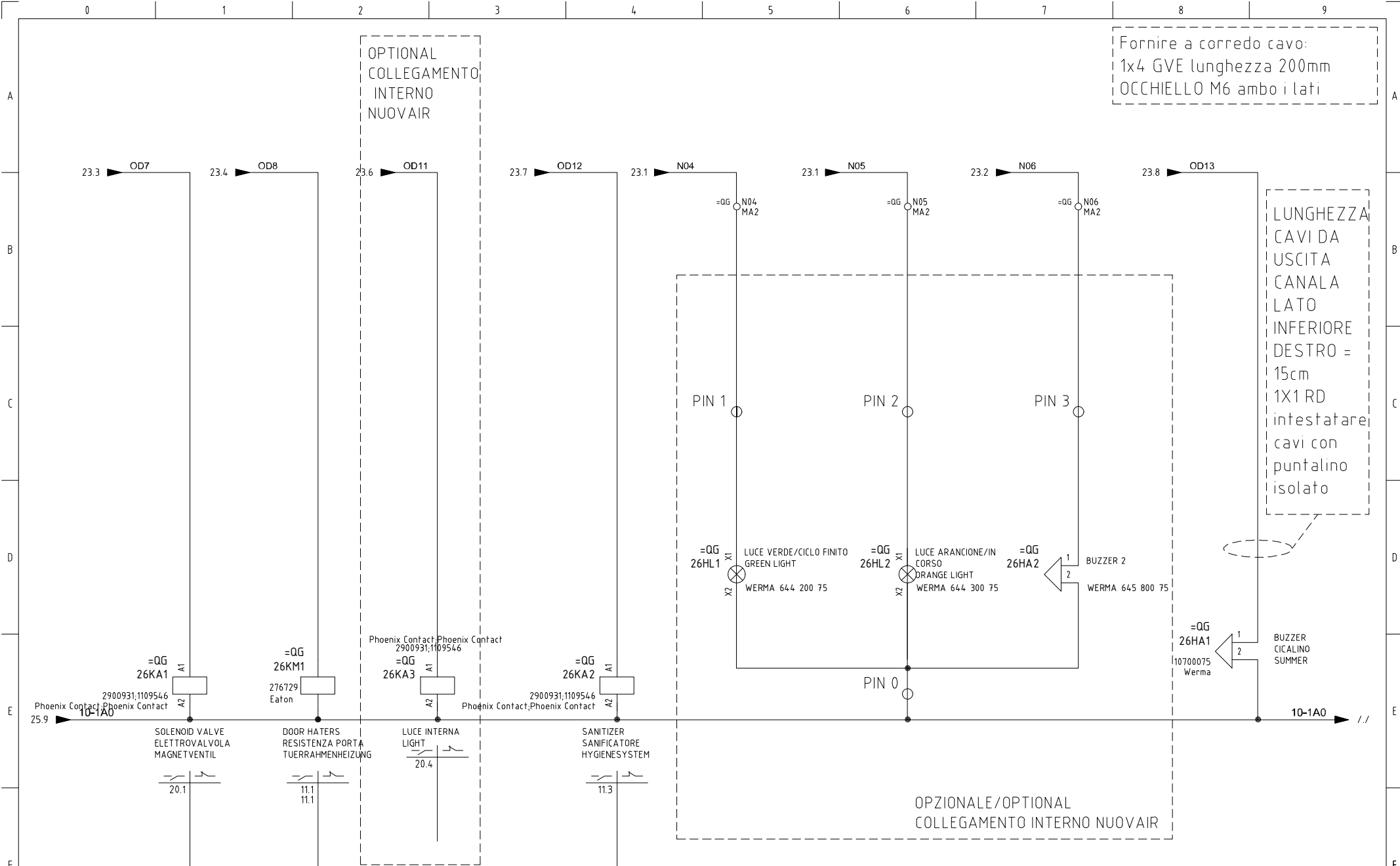
NUOVAIR S.R.L. - P.IVA: 04839590264
31020 San Vendemiano - Treviso - Italy
INFO@NUOVAIR.COM - WWW.NUOVAIR.COM

DATE	28/02/2023
DESIGNER	M.MASO
CHECKED	
APPROVED	

T3 / T4
Q.E. ABBATTITORE
INGRESSI
Eingänge / Inputs

MAT :	
COM :	A0001446
FILE :	A0001446.DWG

25
FG. 26
F.S.



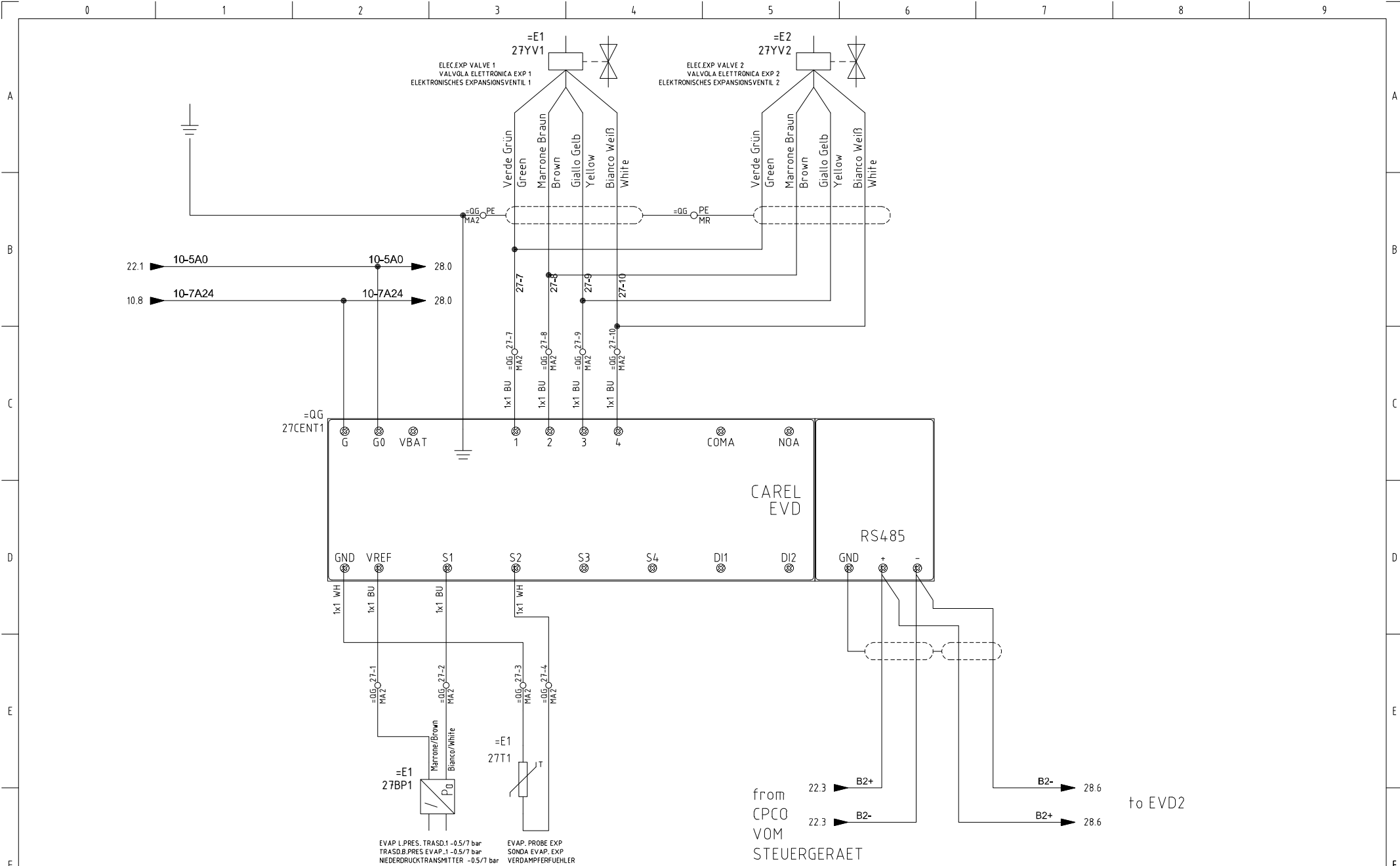
NUOVAIR S.R.L. - P.IVA: 04839590264
 31020 San Vendemiano - Treviso - Italy
 INFO@NUOVAIR.COM - WWW.NUOVAIR.COM

DATE	28/02/2023
DESIGNER	M.MASO
CHECKED	
APPROVED	

T3 / T4
 Q.E. ABBATTITORE
 USCITE
 Ausgänge / Outputs

MAT :	
COM :	A0001446
FILE :	A0001446.DWG

26
 FG. 27
 F.S.



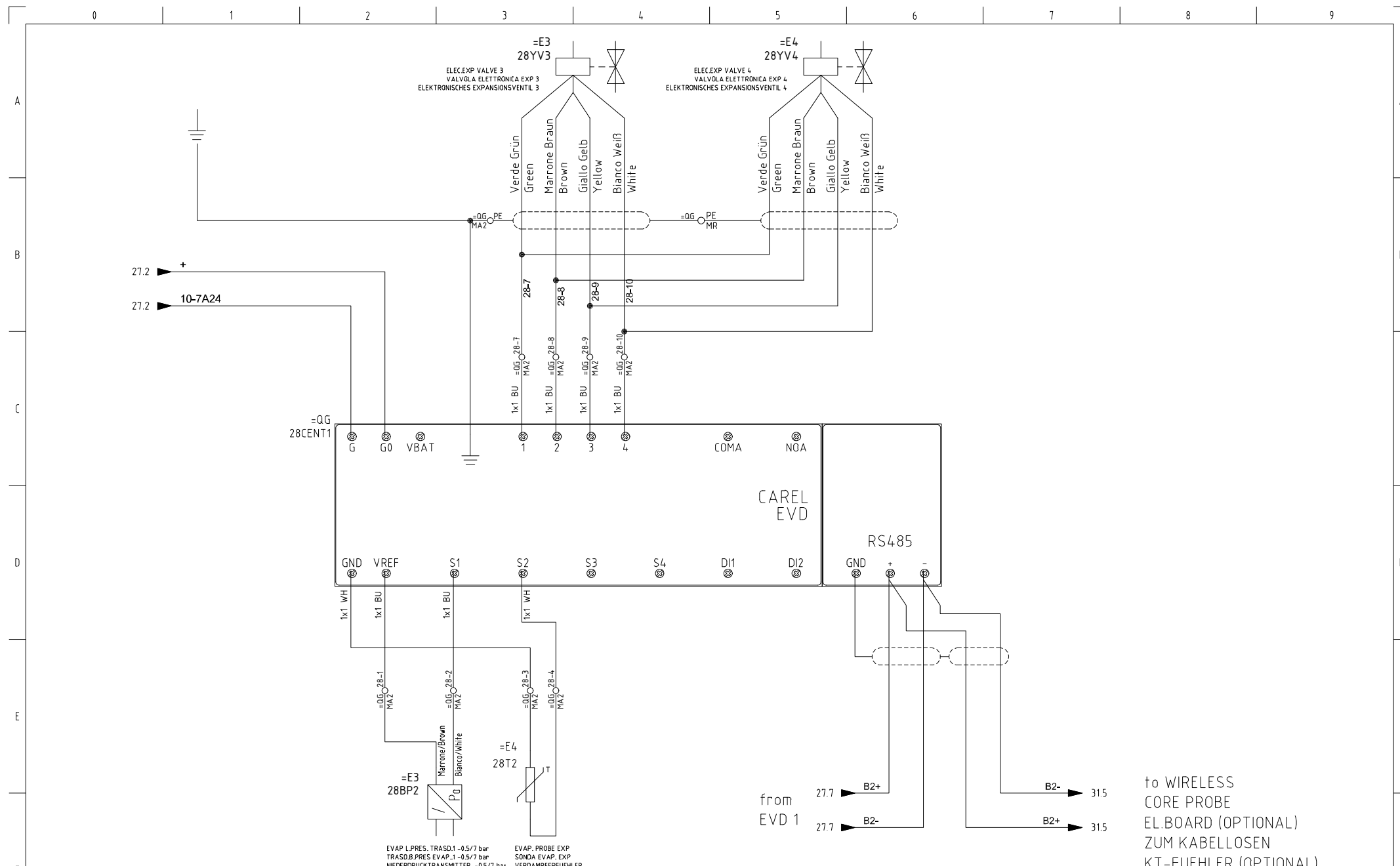
NUOVAIR S.R.L. - P.IVA: 04839590264
 31020 San Vendemiano - Treviso - Italy
 INFO@NUOVAIR.COM - WWW.NUOVAIR.COM

DATE	28/02/2023
DESIGNER	M.MASO
CHECKED	
APPROVED	

T3 / T4
 Q.E. ABBATTITORE
VALVOLA ELETTRONICA 1/2
Elektronisches Expansionsventil / Electronic valve

MAT :	
COM :	A0001446
FILE :	A0001446.DWG

27
 FG 28
 F.S.



to WIRELESS
CORE PROBE
EL. BOARD (OPTIONAL)
ZUM KABELLOSEN
KT-FUEHLER (OPTIONAL)



NUOVAIR S.R.L. - P.IVA: 04839590264
31020 San Vendemiano - Treviso - Italy
INFO@NUOVAIR.COM - WWW.NUOVAIR.COM

DATE	28/02/2023
DESIGNER	M.MASO
CHECKED	
APPROVED	

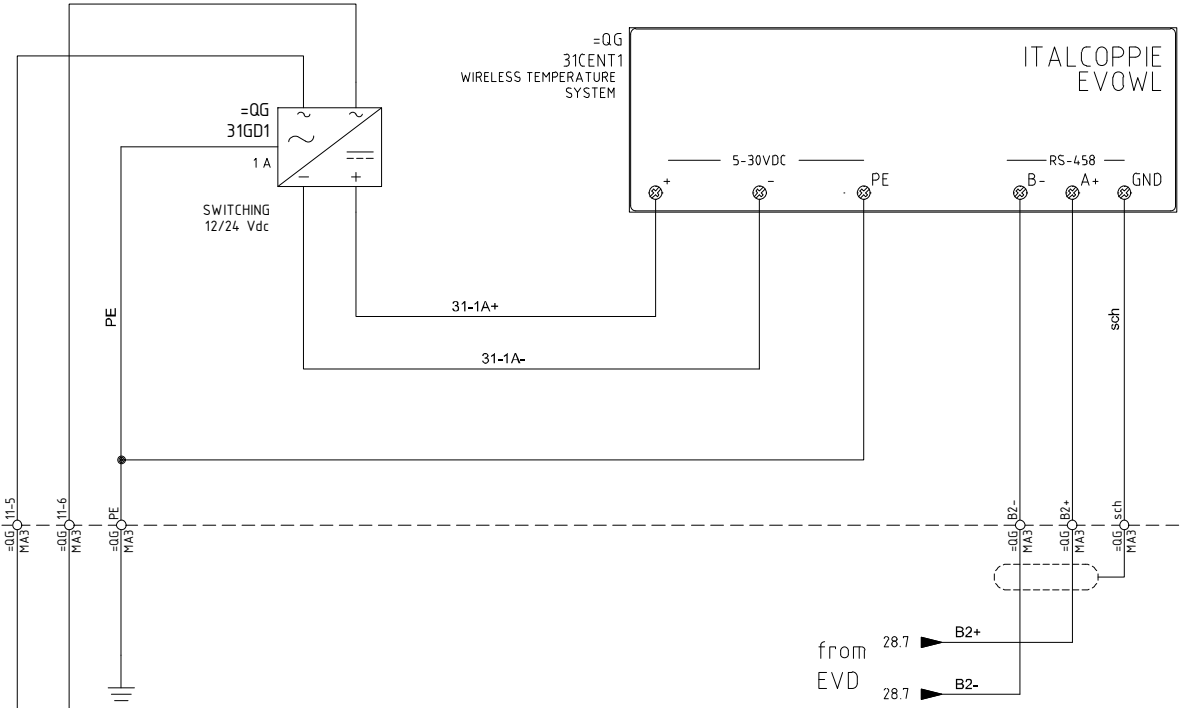
T3 / T4
Q.E. ABBATTITORE
VALVOLA ELETTRONICA 3/4

MAT :	
COM :	A0001446
FILE :	A0001446.DWG

28
FG 31
F.S.

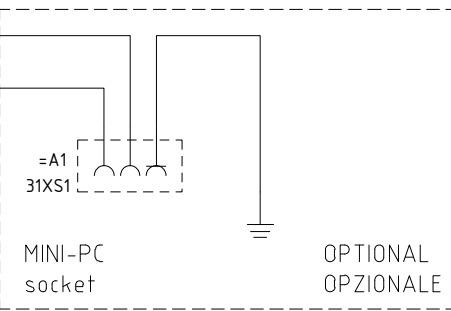
WIRELESS CORE TEMPERATURE PROBES
 SONDE DI TEMPERATURA INTERNA WIRELESS
 KABELLOSER KERNTEMPERATURFUEHLER

OPTIONAL
 OPZIONALE



from EVD
 28.7 B2+
 28.7 B2-

11.4 11-6
 11.3 11-5



OPTIONAL
 OPZIONALE



NUOVAIR S.R.L. - P.IVA: 04839590264
 31020 San Vendemiano - Treviso - Italy
 INFO@NUOVAIR.COM - WWW.NUOVAIR.COM

DATE	28/02/2023
DESIGNER	M.MASO
CHECKED	
APPROVED	

T3 / T4
 Q.E. ABBATTITORE
 SONDA WIRELESS
 Drahtlose Sonde / Wireless probe

MAT :	
COM :	A0001446
FILE :	A0001446.DWG

31
 FG 32
 F.S.

=QG - MP1

MORSETTIERA DI POTENZA / POWER TERMINAL BLOCK / LEISTUNGSKLEMMLEISTE

N	⊙
L1	⊙
L2	⊙
L3	⊙
13-1U	⊙
13-1V	⊙
13-1W	⊙
13-2U	⊙
13-2V	⊙
13-2W	⊙
13-3U	⊙
13-3V	⊙
13-3W	⊙
13-4U	⊙
13-4V	⊙
13-4W	⊙

- =QG - 10QS1 - MAIN - SWITCH - HAUPTSCHALTER
- =QG - 10QS1 - MAIN - SWITCH - HAUPTSCHALTER
- =QG - 10QS1 - MAIN - SWITCH - HAUPTSCHALTER
- =QG - 10QS1 - MAIN - SWITCH - HAUPTSCHALTER
- =A1 - 13EV1 - EVAP.FAN 1/2 - VERDAMPFERLUEFTER 1/2
- =A1 - 13EV1 - EVAP.FAN 1/2 - VERDAMPFERLUEFTER 1/2
- =A1 - 13EV1 - EVAP.FAN 1/2 - VERDAMPFERLUEFTER 1/2
- =A2 - 13EV3 - EVAP.FAN 3/4 - VERDAMPFERLUEFTER 3/4
- =A2 - 13EV3 - EVAP.FAN 3/4 - VERDAMPFERLUEFTER 3/4
- =A2 - 13EV3 - EVAP.FAN 3/4 - VERDAMPFERLUEFTER 3/4
- =A2 - 13EV5 - EVAP.FAN 5/6 - VERDAMPFERLUEFTER 5/6
- =A2 - 13EV5 - EVAP.FAN 5/6 - VERDAMPFERLUEFTER 5/6
- =A2 - 13EV5 - EVAP.FAN 5/6 - VERDAMPFERLUEFTER 5/6
- =A2 - 13EV7 - EVAP.FAN 7/8 - VERDAMPFERLUEFTER 7/8
- =A2 - 13EV7 - EVAP.FAN 7/8 - VERDAMPFERLUEFTER 7/8
- =A2 - 13EV7 - EVAP.FAN 7/8 - VERDAMPFERLUEFTER 7/8

=QG - MP3

MORSETTIERA DI POTENZA 230V / POWER TERMINAL BLOCK 230V / LEISTUNGSKLEMMLEISTE 230 V

11-3	⊙
11-4	⊙
11-5	⊙
11-7	⊙
11-10	⊙
20-1	⊙
N04	⊙
N05	⊙
N06	⊙

- =A1 - 11R1 - DOOR - HEATERS - TUERRAHMENHEIZUNG
- =A1 - 11R1 - DOOR - HEATERS - TUERRAHMENHEIZUNG
- =A1 - 11V1 - SANITIZER - HYGIENESYSTEM
- =A1 - 11V1 - SANITIZER - HYGIENESYSTEM
- =A1 - 18YV1 - SOLENOID VALVE - MAGNETVENTIL
- =A1 - 18YV1 - SOLENOID VALVE - MAGNETVENTIL
- =A1 - 26HL1 - GREEN LIGHT
- =A1 - 26HL2 - ORANGE LIGHT
- =A1 - 26HA2 - BUZEER END CYCLE



NUOVAIR
INNOVATION FOR REFRIGERATION

NUOVAIR S.R.L. - P.IVA: 04839590264
31020 San Vendemiano - Treviso - Italy
INFO@NUOVAIR.COM - WWW.NUOVAIR.COM

DATE	28/02/2023
DESIGNER	M.MASO
CHECKED	
APPROVED	

T3 / T4
Q.E. ABBATTITORE
MORSETTIERE
Klemmleiste / Terminal Blocks

MAT :	
COM :	A0001446
FILE :	A0001446.DWG

32
FG 33
F.S.

=QG - MA1

MORSETTIERA INTERFACCIAMENTO UNITA' ESTERNA
COMUNICATION CONNECTION WITH REMOTE COND.UNIT
KLEMMLEISTE STEUERLEITUNG ZUM EXTERNEN AGGREGAT

11-11	○	=U1 COMMON FOR STATUS - CONDENSING UNIT - STATUS EXTERENS AGGREGAT
18-2	○	=U1 - KL5 - STATUS - CONDENSING UNIT - STATUS EXTERENS AGGREGAT
18-3	○	=U1 - KL2 - HIGH PRESSURE - ALARM - HOCHDRUCK ALARM
18-4	○	=U1 - KL3 - LOW PRESSURE - ALARM - NIEDERDRUCK ALARM
18-5	○	=U1 - K4 - COMPRESSOR - ALARM - KOMPRESSOR ALARM
18-6	○	=U1 - KL6 - COMPRESSOR START - RELAY - RELAIS START EXTERNES AGGREGAT
11-10	○	=U1 - KL6 - COMPRESSOR START - RELAY - RELAIS START EXTERNES AGGREGAT



NUOVAIR
INNOVATION FOR REFRIGERATION

NUOVAIR S.R.L. - P.IVA: 04839590264
31020 San Vendemiano - Treviso - Italy
INFO@NUOVAIR.COM - WWW.NUOVAIR.COM

DATE	28/02/2023
DESIGNER	M.MASO
CHECKED	
APPROVED	

T3 / T4
Q.E. ABBATTITORE
MORSETTIERE
Klemmleiste / Terminal Blocks

MAT :
COM : A0001446
FILE : A0001446.DWG

33
FG. 34
F.S.

=QG - MA2

MORSETTIERA AUSILIARI / AUXILIARY TERMINALS / HILFSKLEMMLEISTE

A
B
C
D
E
F

A
B
C
D
E
F

PE	○
22-1	○
22-2	○
22-3	○
22-4	○
PE	○
PE	○
22-5	●
22-6	○
22-5	●
22-7	○
22-8	○
10-1A0	●
22-9	○
10-1A0	●
22-10	○
10-1A0	●
22-11	○
10-1A0	●
23-5	○
23-6	○
23-7	○
23-8	○
ID9	○
25-1	●
25-1	●
25-2	●
25-2	●
25-3	●
25-3	●
10-3A24	○
ID10	○
25-4	●
25-4	●
25-5	●
25-5	●
25-6	●
25-6	●
10-3A24	○
ID13	○
25-7	●
25-7	●
10-3A24	○

- =A1 - 22T1 - AIR PROBE
- =A1 - 22T2 - EVAPORATOR PROBE - RAUMTEMPERATURFUEHLER
- =A1 - 22T3 - HEATER PROBE - HEIZUNGSFUEHLER (OPTIONAL)
- =A1 - 22T3 - HEATER PROBE - HEIZUNGSFUEHLER (OPTIONAL)
- PE
- =A1 - 22BP1 - LOW PRES. TRASD. - NIEDERDRUCKTRANSMITTER -1/24
- =A1 - 22BP1 - LOW PRES. TRASD. - NIEDERDRUCKTRANSMITTER -1/24
- =A1 - 22BP1 - LOW PRES. TRASD. - NIEDERDRUCKTRANSMITTER -1/24
- =A1 - 22BP2 - HIGH PRES. TRASD. - HOCHDRUCKTRANSMITTER 0-30
- =A1 - 22BP2 - HIGH PRES. TRASD. - HOCHDRUCKTRANSMITTER 0-30
- =A1 - 22V1 - 0..10V EVAP.FAN 1/2/3/4 - VERDAMPFERLUEFTER 1/2/3/4
- =A1 - 22V1 - 0..10V EVAP.FAN 1/2/3/4 - VERDAMPFERLUEFTER 1/2/3/4
- =A2 - 22V2 - 0..10V EVAP.FAN 5/6/7/8 - VERDAMPFERLUEFTER 5/6/7/8
- =A2 - 22V2 - 0..10V EVAP.FAN 5/6/7/8 - VERDAMPFERLUEFTER 5/6/7/8
- =A3 - 22V3 - 0..10V HEATERS OPT.- HEIZUNG OPT
- =A3 - 22V3 - 0..10V HEATERS OPT.- HEIZUNG OPT
- =A4 - 22V4 - 0..10V INVERTER COMP.OPTIONAL - (INVERTER F. KOMPRESSOR)
- =A4 - 22V4 - 0..10V INVERTER COMP.OPTIONAL - (INVERTER F. KOMPRESSOR)
- =A1 - 23T1 - CORE - PROBE 1 - KERNTEMPERATURFUEHLER 1
- =A1 - 23T2 - CORE - PROBE 2 (OPT.) - KERNTEMPERATURFUEHLER 2 (OPT)
- =A1 - 23T3 - CORE - PROBE 3 (OPT.) - KERNTEMPERATURFUEHLER 3 (OPT)
- =A1 - 23T1 - CORE - PROBE 1 - KERNTEMPERATURFUEHLER 1
- =E1 - 25S1 - EVAP.FAN MICRO SWITCH 1 - LUEFTERTUER-KONTAKTSCHALTER 1
- =E1 - 25S1 - EVAP.FAN MICRO SWITCH 1 - LUEFTERTUER-KONTAKTSCHALTER 1
- =E1 - 25S2 - EVAP.FAN MICRO SWITCH 2 - LUEFTERTUER-KONTAKTSCHALTER 2
- =E1 - 25S2 - EVAP.FAN MICRO SWITCH 2 - LUEFTERTUER-KONTAKTSCHALTER 2
- =E2 - 25S3 - EVAP.FAN MICRO SWITCH 3 - LUEFTERTUER-KONTAKTSCHALTER 3
- =E2 - 25S3 - EVAP.FAN MICRO SWITCH 3 - LUEFTERTUER-KONTAKTSCHALTER 3
- =E2 - 25S4 - EVAP.FAN MICRO SWITCH 4 - LUEFTERTUER-KONTAKTSCHALTER 4
- =E2 - 25S4 - EVAP.FAN MICRO SWITCH 4 - LUEFTERTUER-KONTAKTSCHALTER 4
- =E3 - 25S5 - EVAP.FAN MICRO SWITCH 5 - LUEFTERTUER-KONTAKTSCHALTER 5
- =E3 - 25S5 - EVAP.FAN MICRO SWITCH 5 - LUEFTERTUER-KONTAKTSCHALTER 5
- =E3 - 25S6 - EVAP.FAN MICRO SWITCH 6 - LUEFTERTUER-KONTAKTSCHALTER 6
- =E3 - 25S6 - EVAP.FAN MICRO SWITCH 6 - LUEFTERTUER-KONTAKTSCHALTER 6
- =E4 - 25S7 - EVAP.FAN MICRO SWITCH 7 - LUEFTERTUER-KONTAKTSCHALTER 7
- =E4 - 25S7 - EVAP.FAN MICRO SWITCH 7 - LUEFTERTUER-KONTAKTSCHALTER 7
- =E4 - 25S8 - EVAP.FAN MICRO SWITCH 8 - LUEFTERTUER-KONTAKTSCHALTER 8
- =E4 - 25S8 - EVAP.FAN MICRO SWITCH 8 - LUEFTERTUER-KONTAKTSCHALTER 8
- =E1 - 25S9 - DOOR MICRO SWITCH 1 - TUERKONTAKTSCHALTER 1
- =E1 - 25S9 - DOOR MICRO SWITCH 1 - TUERKONTAKTSCHALTER 1
- =E1 - 25S10 - DOOR MICRO SWITCH 2 - TUERKONTAKTSCHALTER 2
- =E1 - 25S10 - DOOR MICRO SWITCH 2 - TUERKONTAKTSCHALTER 2

27-1	○
27-2	○
27-3	○
27-4	○
PE	○
27-7	○
27-8	○
27-9	○
27-10	○
28-1	○
28-2	○
28-3	○
28-4	○
PE	○
28-7	○
28-8	○
28-9	○
28-10	○

- =E1 - 27BP1 - LOW PRES. TRASD.1 -0,5/7 bar - NIEDERDRUCKTRANSMITTER 1 -0,5/7 bar
- =E1 - 27BP1 - LOW PRES. TRASD.1 -0,5/7 bar - NIEDERDRUCKTRANSMITTER 1 -0,5/7 bar
- =E1 - 27T1 - EVAP. PROBE EXP 1/2 - VERDAMPFERFUEHLER 1/2
- =E1 - 27T1 - EVAP. PROBE EXP 1/2 - VERDAMPFERFUEHLER 1/2
- =E1 - 27YV1/2 - ELEC.EXP VALVE 1/2 - ELEKTRONISCHES EXPANSIONSVENTIL 1/2
- =E1 - 27YV1/2 - ELEC.EXP VALVE 1/2 - ELEKTRONISCHES EXPANSIONSVENTIL 1/2
- =E1 - 27YV1/2 - ELEC.EXP VALVE 1/2 - ELEKTRONISCHES EXPANSIONSVENTIL 1/2
- =E1 - 27YV1/2 - ELEC.EXP VALVE 1/2 - ELEKTRONISCHES EXPANSIONSVENTIL 1/2
- =E3 - 28BP2 - LOW PRES. TRASD.2 -0,5/7 bar - NIEDERDRUCKTRANSMITTER 2 -0,5/7 bar
- =E3 - 28BP2 - LOW PRES. TRASD.2 -0,5/7 bar - NIEDERDRUCKTRANSMITTER 2 -0,5/7 bar
- =E3 - 28T2 - EVAP. PROBE EXP 3/4 - VERDAMPFERFUEHLER 3/4
- =E3 - 28T2 - EVAP. PROBE EXP 3/4 - VERDAMPFERFUEHLER 3/4
- =E3 - 28YV3/4 - ELEC.EXP VALVE 3/4 - ELEKTRONISCHES EXPANSIONSVENTIL 3/4
- =E3 - 28YV3/4 - ELEC.EXP VALVE 3/4 - ELEKTRONISCHES EXPANSIONSVENTIL 3/4
- =E3 - 28YV3/4 - ELEC.EXP VALVE 3/4 - ELEKTRONISCHES EXPANSIONSVENTIL 3/4
- =E3 - 28YV3/4 - ELEC.EXP VALVE 3/4 - ELEKTRONISCHES EXPANSIONSVENTIL 3/4
- =E3 - 28YV3/4 - ELEC.EXP VALVE 3/4 - ELEKTRONISCHES EXPANSIONSVENTIL 3/4
- =E3 - 28YV3/4 - ELEC.EXP VALVE 3/4 - ELEKTRONISCHES EXPANSIONSVENTIL 3/4



NUOVAIR S.R.L. - P.IVA: 04839590264
 31020 San Vendemiano - Treviso - Italy
 INFO@NUOVAIR.COM - WWW.NUOVAIR.COM

DATE	28/02/2023
DESIGNER	M.MASO
CHECKED	
APPROVED	

T3 / T4
 Q.E. ABBATTITORE
 MORSETTIERE
 Klemmleiste / Terminal Blocks

MAT :	
COM :	A0001446
FILE :	A0001446.DWG

34
 FG 35
 F.S.

0 1 2 3 4 5 6 7 8 9

=QG - MA3

PREDISPOSIZIONE PER WIRELESS TEMPERATURE SYSTEM / PREDISPOSITION FOR WIRELESS TEMPERATURE SYSTEM / KLEMMLEISTE FUER SCHNURLOSEN KT-FUEHLER

11-5	○
11-6	○
PE	○
B2-	○
B2+	○
sch	○

=QG - 31CENT1 - WIRELESS TEMPERATURE - SYSTEM - KABELLOSER KERNTemperaturFUEHLER
=QG - 31CENT1 - WIRELESS TEMPERATURE - SYSTEM - KABELLOSER KERNTemperaturFUEHLER
=QG - 31CENT1 - WIRELESS TEMPERATURE - SYSTEM - KABELLOSER KERNTemperaturFUEHLER
=QG - 31CENT1 - WIRELESS TEMPERATURE - SYSTEM - KABELLOSER KERNTemperaturFUEHLER
=QG - 31CENT1 - WIRELESS TEMPERATURE - SYSTEM - KABELLOSER KERNTemperaturFUEHLER
=QG - 31CENT1 - WIRELESS TEMPERATURE - SYSTEM - KABELLOSER KERNTemperaturFUEHLER



NUOVAIR
INNOVATION FOR REFRIGERATION

NUOVAIR S.R.L. - P.IVA: 04839590264
31020 San Vendemiano - Treviso - Italy
INFO@NUOVAIR.COM - WWW.NUOVAIR.COM

DATE	28/02/2023
DESIGNER	M.MASO
CHECKED	
APPROVED	

T3 / T4
Q.E. ABBATTITORE
MORSETTIERE
Klemmleiste / Terminal Blocks

MAT :
COM : A0001446
FILE : A0001446.DWG

35
FG. 36
F.S.

Nome/Item	Tipo/Type	Descrizione/Description	Costruttore/Marke	Quadro/Board	Fg/Sh	Q.ta/Q.ty
10QF1	2133710	Interr. Automatico C4 2P 10Ka	ITALWEBER	=QG	10	1
10QF2	2131708	Interr. Automatico C2 1P 10Ka	ITALWEBER	=QG	10	1
10QF3	2131708	Interr. Automatico C2 1P 10Ka	ITALWEBER	=QG	10	1
10QF4	2131708	Interr. Automatico C2 1P 10Ka	ITALWEBER	=QG	10	1
10QS1	194E-A25-1753-6N 194L-HE6N-175 194L-G3393 22001003	Interrutt. princip.d'emerg. 25 A finit. N ros./gial. chiud. 0-1, 3 poli per montaggio a fondo Finitura N, 64x64 mm 0-1 per 194E / 194L Prolunga albero metallica 110..235mm per 194E-A / 194L-A ADDITIONAL POLE M1 32A	Rockwell Automation Rockwell Automation Rockwell Automation Socomec	=QG	10	1 1 1 1
10T1	ZETA-TRA00002	Trasformatore 230-400/24 50VA	ZAGO Power	=QG	10	1
10T2	ZE0000160-039	Trasformatore 230-400/24 160VA	Zefa electric	=QG	10	1
11QF1	2191121	Interr. Autom. C6 1P+N 6Ka 1 Mod.	ITALWEBER	=QG	11	1
11QF2	2191121	Interr. Autom. C6 1P+N 6Ka 1 Mod.	ITALWEBER	=QG	11	1
11QF3	2191121	Interr. Autom. C6 1P+N 6Ka 1 Mod.	ITALWEBER	=QG	11	1
11S1		Comandato dalla temperatura (termostato) NC		=QG	11	1
11S2		Comandato dalla temperatura (termostato) NO		=QG	11	1
13QF1	72738 82884	PKZM0-6,3 INTERRUTTORE PROTETTORE 6,3 A NHI-E-10-PKZ0 CONTATTI AUSILIARI	Eaton Eaton	=QG	13	1 1
13QF1	72738 82884	PKZM0-6,3 INTERRUTTORE PROTETTORE 6,3 A NHI-E-10-PKZ0 CONTATTI AUSILIARI	Eaton Eaton	=QG	17	1 1
13QF2	72738 82884	PKZM0-6,3 INTERRUTTORE PROTETTORE 6,3 A NHI-E-10-PKZ0 CONTATTI AUSILIARI	Eaton Eaton	=QG	13	1 1
13QF2	82884 72738	NHI-E-10-PKZ0 CONTATTI AUSILIARI PKZM0-6,3 INTERRUTTORE PROTETTORE 6,3 A	Eaton Eaton	=QG	17	1 1
13QF3	72738 82884	PKZM0-6,3 INTERRUTTORE PROTETTORE 6,3 A NHI-E-10-PKZ0 CONTATTI AUSILIARI	Eaton Eaton	=QG	13	1 1
13QF3	72738 82884	PKZM0-6,3 INTERRUTTORE PROTETTORE 6,3 A NHI-E-10-PKZ0 CONTATTI AUSILIARI	Eaton Eaton	=QG	17	1 1
13QF4	72738 82884	PKZM0-6,3 INTERRUTTORE PROTETTORE 6,3 A NHI-E-10-PKZ0 CONTATTI AUSILIARI	Eaton Eaton	=QG	13	1 1
13QF4	72738 82884	PKZM0-6,3 INTERRUTTORE PROTETTORE 6,3 A NHI-E-10-PKZ0 CONTATTI AUSILIARI	Eaton Eaton	=QG	17	1 1
17QF1		Interruttore automatico tripolare con sganciatori di sovraccarico termico ed elettromagnetico		=QG =QG	9 17	1 1
18KA1	2900931 2906287	RIF-1-BPT/2X21 - Relay base REL-MR-BL-230AC/21-21 - Single relay	Phoenix Contact Phoenix Contact	=QG	18	1 1
18KA2	2906287 2900931	REL-MR-BL-230AC/21-21 - Single relay RIF-1-BPT/2X21 - Relay base	Phoenix Contact Phoenix Contact	=QG	18	1 1
18KA3	2906287 2900931	REL-MR-BL-230AC/21-21 - Single relay RIF-1-BPT/2X21 - Relay base	Phoenix Contact Phoenix Contact	=QG	18	1 1
18KA4	2906287	REL-MR-BL-230AC/21-21 - Single relay	Phoenix Contact	=QG	18	1



NUOVAIR S.R.L. - P.IVA: 04839590264
31020 San Vendemiano - Treviso - Italy
INFO@NUOVAIR.COM - WWW.NUOVAIR.COM

DATE	28/02/2023
DESIGNER	M.MASO
CHECKED	
APPROVED	

T3 / T4
Q.E. ABBATTITORE
DISTINTA MATERIALI
Stückliste / Part list

MAT :
COM : A0001446
FILE : A0001446.DWG

36
FG 37
F.S.

Nome/Item	Tipo/Type	Descrizione/Description	Costruttore/Marke	Quadro/Board	Fg/Sh	Qta/Qty
18KA4	2900931	RIF-1-BPT/2X21 - Relay base	Phoenix Contact	=QG	18	1
20GD1	HDR-15-24	Alimentatore per guida DIN, 86%, 24V, 630mA, 15.2W, Regolabile	Meanwell	=QG	20	1
21CENT1	PGD TOUCH7 - C3000277	CENTRALINA	Carel	=QG	21	1
22CENT1	cPCO MEDIUM - P+500 SEA000M0		Carel	=QG	22	1
22KA1	1109546	REL-MR-BL- 24AC/21-21 - Single relay	Phoenix Contact	=QG	22	1
26HA1	10700075	cicalino ottico-acustico	Werma	=QG	26	1
26HA2		Sirena		=QG	26	1
26HL1		Segnalazione luminosa		=QG	26	1
26HL2		Segnalazione luminosa		=QG	26	1
26KA1	2900931	RIF-1-BPT/2X21 - Relay base	Phoenix Contact	=QG	26	1
	1109546	REL-MR-BL- 24AC/21-21 - Single relay	Phoenix Contact			1
26KA2	2900931	RIF-1-BPT/2X21 - Relay base	Phoenix Contact	=QG	26	1
	1109546	REL-MR-BL- 24AC/21-21 - Single relay	Phoenix Contact			1
26KA3	2900931	RIF-1-BPT/2X21 - Relay base	Phoenix Contact	=QG	26	1
	1109546	REL-MR-BL- 24AC/21-21 - Single relay	Phoenix Contact			1
26KM1	276729	DILM9-01(24V50/60HZ) 276729 XTCE009B01T EATON ELECTRIC Contactor, 3p+1N/C, 4kW/400V/AC3	Eaton	=QG	26	1
27CENT1	EVD	CENTRALINA	CAREL	=QG	27	1
28CENT1	EVD	CENTRALINA	CAREL	=QG	28	1
31CENT1	EVQWL	CENTRALINA	ITALCOPPIE	=QG	31	1
31GD1		ALIMENTATORE		=QG	31	1



NUOVAIR
INNOVATION FOR REFRIGERATION

NUOVAIR S.R.L. - P.IVA: 04839590264
31020 San Vendemiano - Treviso - Italy
INFO@NUOVAIR.COM - WWW.NUOVAIR.COM

DATE	28/02/2023
DESIGNER	M.MASO
CHECKED	
APPROVED	

T3 / T4
Q.E. ABBATTITORE

MAT :
COM : A0001446
FILE : A0001446.DWG

37
FG /
F.S.

Finanzen/Service
28307 Bremen
Thalenhorststraße 15
Tel.+49 421 48557-0
Fax+49 421 488650
bremen@nordcap.de

Vertrieb Ost
12681 Berlin
Wolfener Straße 32/34, Haus K
Tel.+49 30 936684-0
Fax+49 30 936684-44
berlin@nordcap.de

Vertrieb West
40699 Erkrath
Max-Planck-Straße 30
Tel.+49 211 540054-0
Fax+49 211 540054-54
erkrath@nordcap.de

Vertrieb Nord
21079 Hamburg
Großmoorbogen 5
Tel.+49 40 766183-0
Fax+49 40 770799
hamburg@nordcap.de

Vertrieb Süd
55218 Ingelheim
Hermann-Bopp-Straße 4
Tel.+49 6132 7101-0
Fax+49 6132 7101-20
ingelheim@nordcap.de



www.nordcap.de