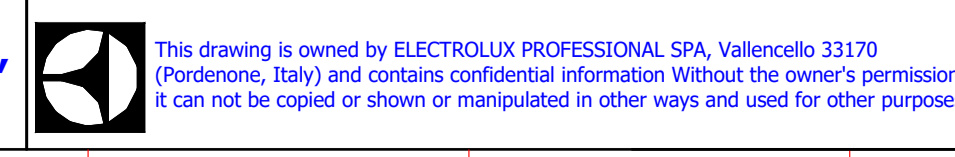
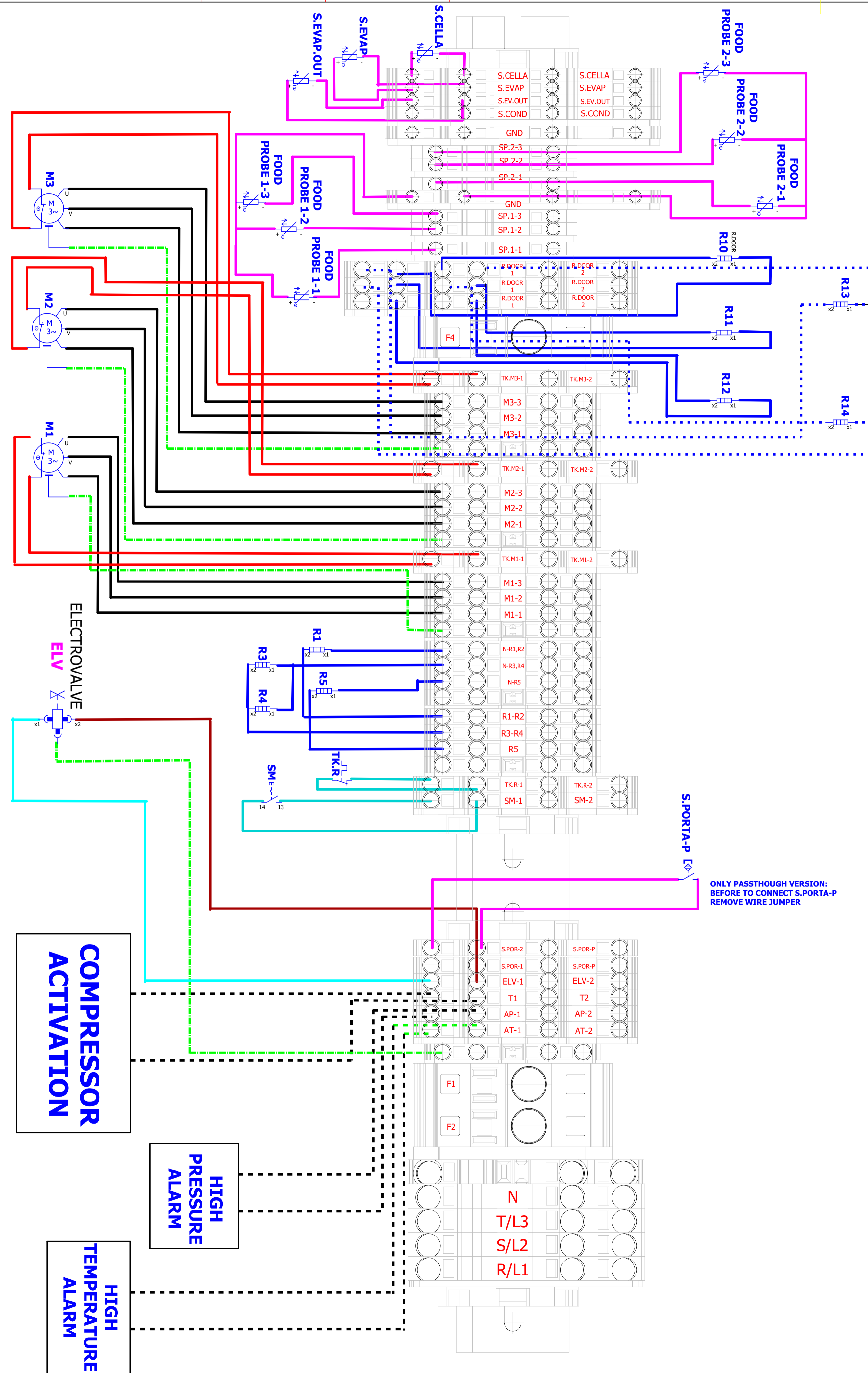


TO ENSURE THE PROPER OPERATION OF THE REMOTE APPLIANCE, IS NECESSARY TO INSTALL THE ELECTROVALVE

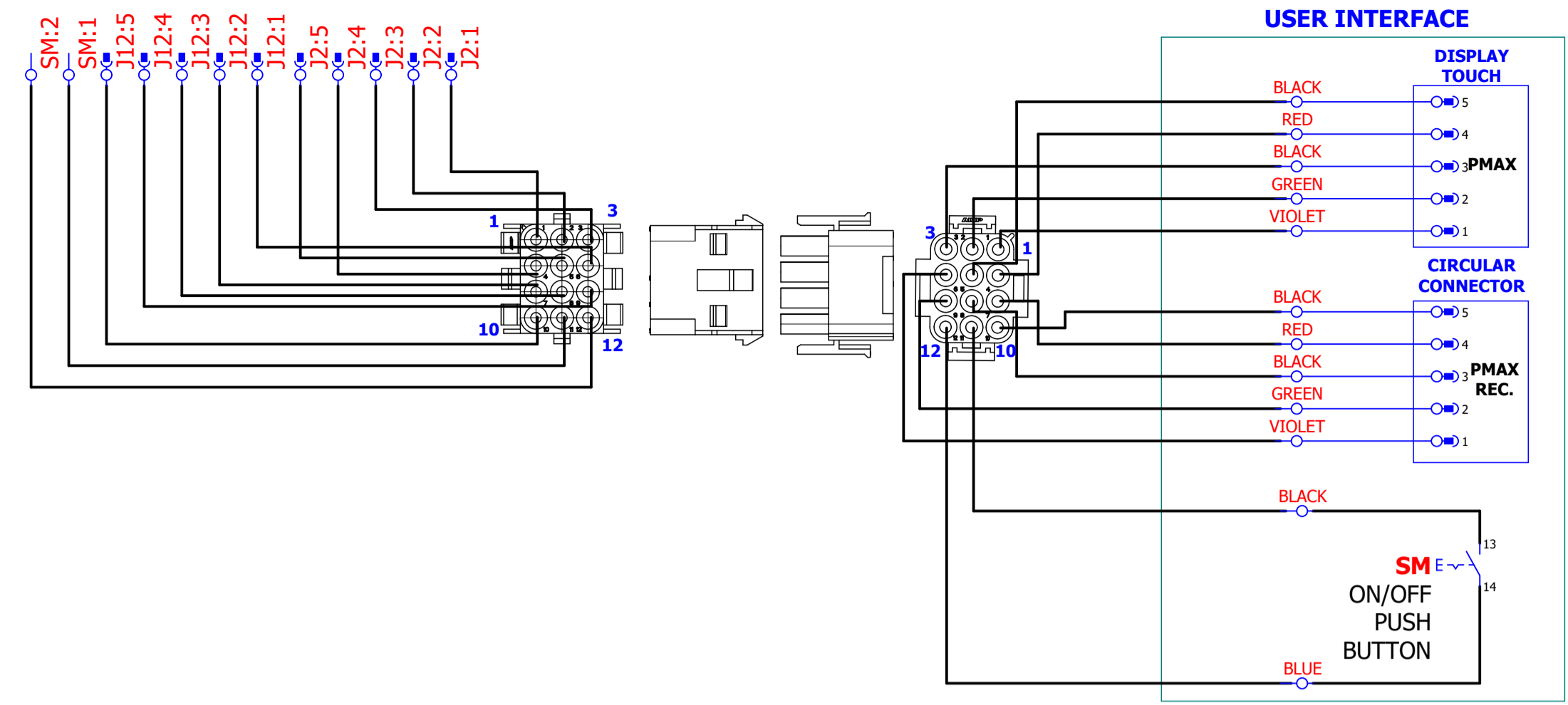


This drawing is owned by ELECTROLUX CONFIDENCE SPA, Vallencello 33170 (Pordenone, Italy) and contains confidential information. Without the owner's permission it can not be copied or shown or manipulated in other ways and used for other purposes.



EXT. REMOTE CONNECTION (ALSO FOR DISASSEMBLED VERSION)

USER INTERFACE



LEGEND

ACU	MAIN BOARD
AL	12Vdc POWER SUPPLY
AL.UV	UV POWER SUPPLY (OPTIONAL)
ELV	ELECTROVALVE (REMOTE)
F1	NEUTRAL FUSE
F2	LINE FUSE
F3	RFI FILTER
FOOD PROBE X-Y	FOOD PROBE SENSOR (X=1,2 Y=1,2,3,4,5,6)
Hx	UV LAMP (X=2,3)
KH1	HEATING ELEMENT RELAY (SAFETY-LINE)
KH2	HEATING ELEMENT RELAY (SAFETY-NEUTRAL)
KH3	HEATING ELEMENT R1-R2 RELAY (WORK)
KH4	HEATING ELEMENT R3-R4 RELAY (WORK)
KH5	HEATING ELEMENT R5 RELAY (WORK)
KM3	CONTACTOR CAVITY FAN 1
KM4	CONTACTOR CAVITY FAN 2
KM5	CONTACTOR CAVITY FAN 3
KSM	ACTIVATION AUXILIARY RELAY
KR	COMPRESSOR ACTIVATION RELAY
M1	CAVITY FAN 1
M2	CAVITY FAN 2
M3	CAVITY FAN 3
R1	DEFROST HEATING ELEMENT 1000W
R3	DEFROST HEATING ELEMENT 1000W
R4	DEFROST HEATING ELEMENT 1000W
R5	DEFROST HEATING ELEMENT 1500W
R10	DOOR FRAME HEATING ELEMENT 42V 15W/m
R11	DOOR FRAME HEATING ELEMENT 42V 15W/m
R12	DOOR FRAME HEATING ELEMENT 42V 15W/m
R13	DOOR FRAME HEATING ELEMENT 42V 15W/m (ONLY PASSTHROUGH)
R14	DOOR FRAME HEATING ELEMENT 42V 15W/m (ONLY PASSTHROUGH)
R20	47 OHM RESISTANCE
S.CELLA	CAVITY SENSOR
S.COND	CONDENSER SENSOR
S.EVAP	EVAPORATOR SENSOR
S.EVAP.OUT	EXTERNAL EVAPORATOR SENSOR
S.PORTA	DOOR SENSOR
S.PORTA-P	DOOR SENSOR (PASSTHROUGH)
S.PORTA.UV	UV SENSOR DOOR (OPTIONAL)
SM	ON/OFF PUSH BUTTON
TK.R	HEATING ELEMENT THERMOFUSE 93°C
TR	FRAME DOOR HEATING ELEMENTS TRANSFORMER 230/42V 170VA