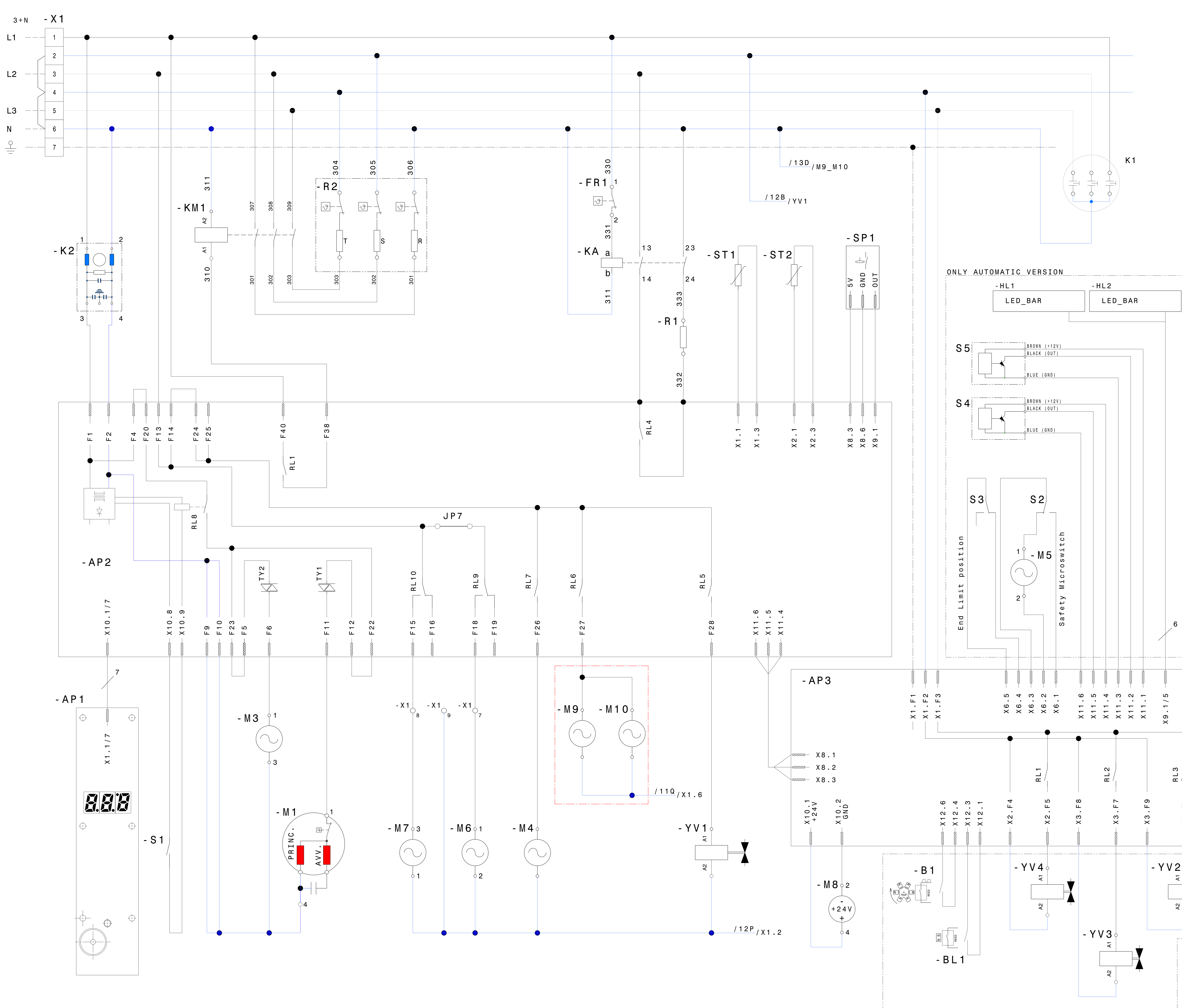


Schaltplan

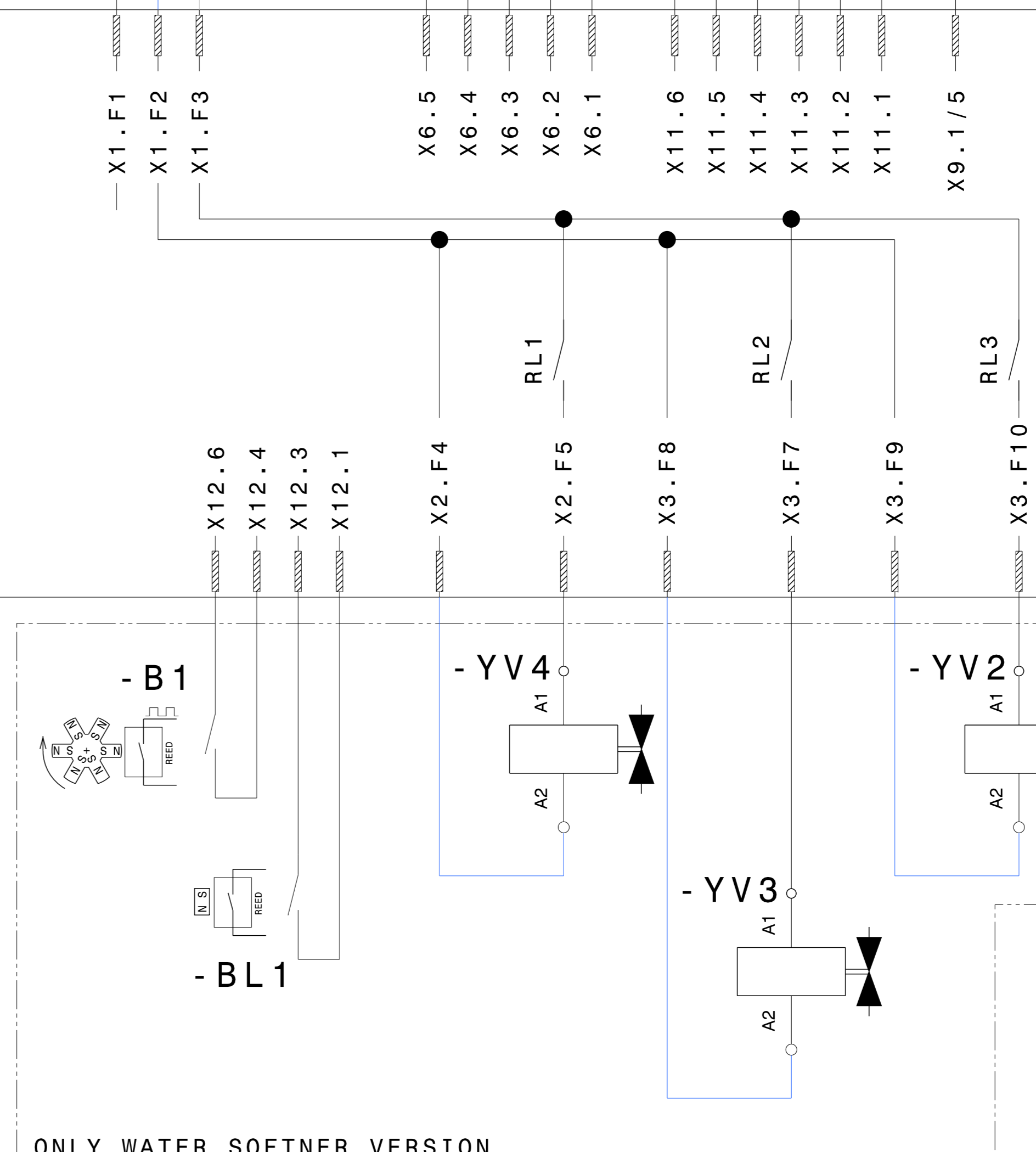
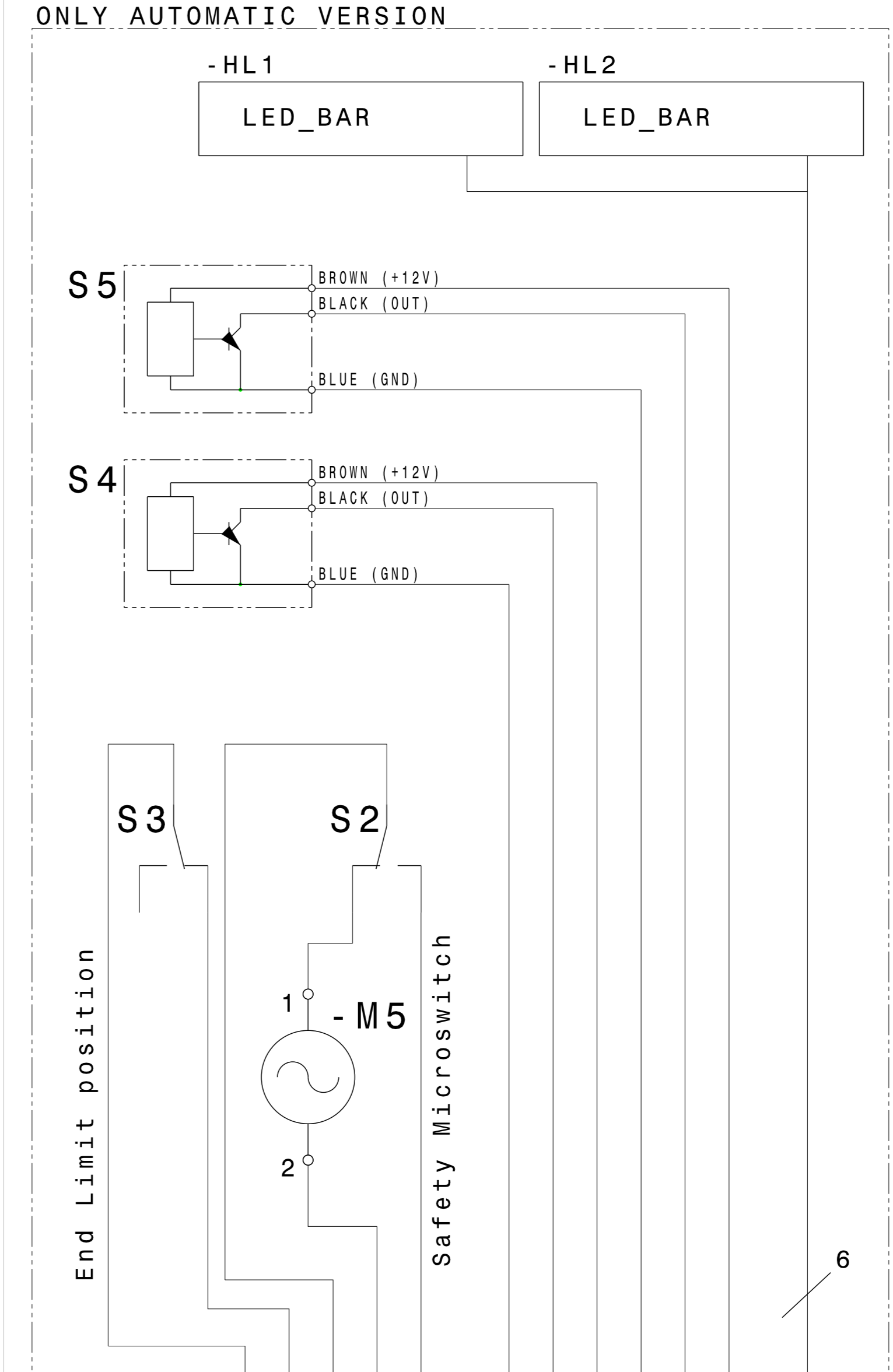
Haubenspülmaschine H8 DD

[Artikel-Nr.: 406505108]





- KIND OF ITEMS**
- AP1 USER INTERFACE
 - AP2 MAIN BOARD
 - AP3 POWER SUPPLY
 - B1 FLOW METER
 - BL1 SALT LEVEL FLOAT SWITCH
 - FR1 PROTECTION FOR TANK HEATING ELEMENT R1
 - FR2 PROTECTION FOR TANK HEATING ELEMENT R1
 - HL1 LED_BAR
 - HL2 LED_BAR
 - K1 R.F.I. FILTER
 - K2 R.F.I. FILTER
 - KA TANK HEATING RELE'
 - M1 WASH PUMP
 - M3 RINSE PUMP
 - M4 DRAIN PUMP
 - M5 GERMOTOR
 - M6 DETERGENT DISPENSER
 - M7 RINSE AID DISPENSER
 - M8 DELIME DISPENSER
 - M9 ESD FAN
 - M10 ESD FAN
 - KM1 BOILER HEATING ELEMENT CONTACTOR
 - R1 TANK HEATING ELEMENT
 - R2 BOILER HEATING ELEMENT
 - S1 HOOD SWITCH
 - S2 SAFETY MICROSWITCH
 - S3 OBSTACLE SENSE MICROSWITCH
 - S4 LOWER END LIMIT SWITCH
 - S5 UPPER END LIMIT SWITCH
 - SP1 LEVEL SENSOR
 - ST1 NTC TANK TEMPERATURE SENSOR
 - ST2 NTC BOILER TEMPERATURE SENSOR
 - X1 TERMINAL BLOCK
 - X1 7/9 DETERGENTE DISPENSER CONNECTING TERMINALS
 - X1 8/9 RINSE AID DETERGENT CONNECTING TERMINALS
 - YV1 WATER LOAD SOLENOID VALVE
 - YV2 PICKLE SOLENOID VALVE
 - YV3 REGENERATION SOLENOID VALVE
 - YV4 BOILER SOLENOID VALVE

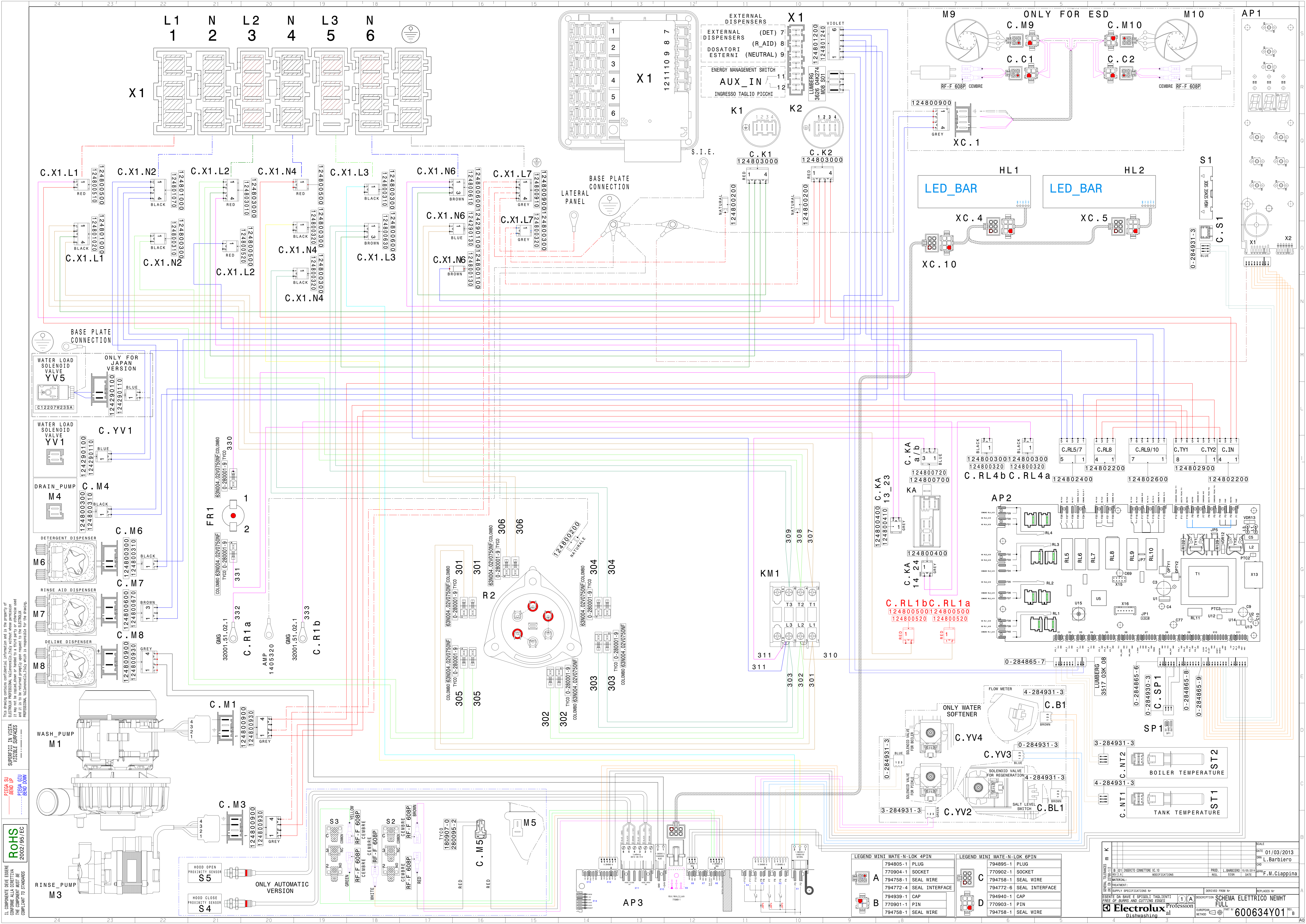


REV.	DESCRIPTION	DATE
01	SCHEMA ELETTRICO NEWHT FULL	01/03/2013

TITLE: DSWASHING_3
 PROJECT: L. BARBIERO 15.05.2014 APPR. F.M. Ciappina
 DRAWN: L. Barbiero
 SCALE: 1/1

Electrolux Professional
 Dishwashing 3

This drawing contains confidential information and is the property of
 ELETTALIA PROFESSIONAL VALINOTTO (Italy) without whose permission
 it shall not be reproduced or transmitted in any form or by any means
 and it is to be returned promptly upon request to the ELECTROLUX
 PROFESSIONAL VALINOTTO (Italy) which is responsible for the drawing.
 PREGA SU PERICOLO INIURIA VISIBILE RIPRISARE
 PLEASE DO NOT BEND DOWN TO AVOID DAMAGE TO THE COMPONENTS
 COMPTANT TO STANDARDS
 ROHS 2002/95/EC



This drawing contains confidential information and is the property of ELECTROLUX PROFESSIONAL, Valenza (AL), Italy without whose permission it is not to be reproduced, stored in a retrieval system, or used in any form or by any means, electronic, mechanical, photocopying, recording, or by any information storage and retrieval system. ELECTROLUX PROFESSIONAL, Valenza (AL), Italy is not responsible for the drawing.

PIEGA SU VISIBILI
6500 UP
PIEGA GIU VISIBILI
6500 DOWN

PER INFORMAZIONI O PER RICHIEDERE IL LIBRO DELLA DIRETTIVA CEE 2002/95/EC
LA COMPAGNIA DEVE ESSERE CONSAPEVOLE DELLA DIRETTIVA CEE 2002/95/EC
LA COMPAGNIA DEVE ESSERE CONSAPEVOLE DELLA DIRETTIVA CEE 2002/95/EC

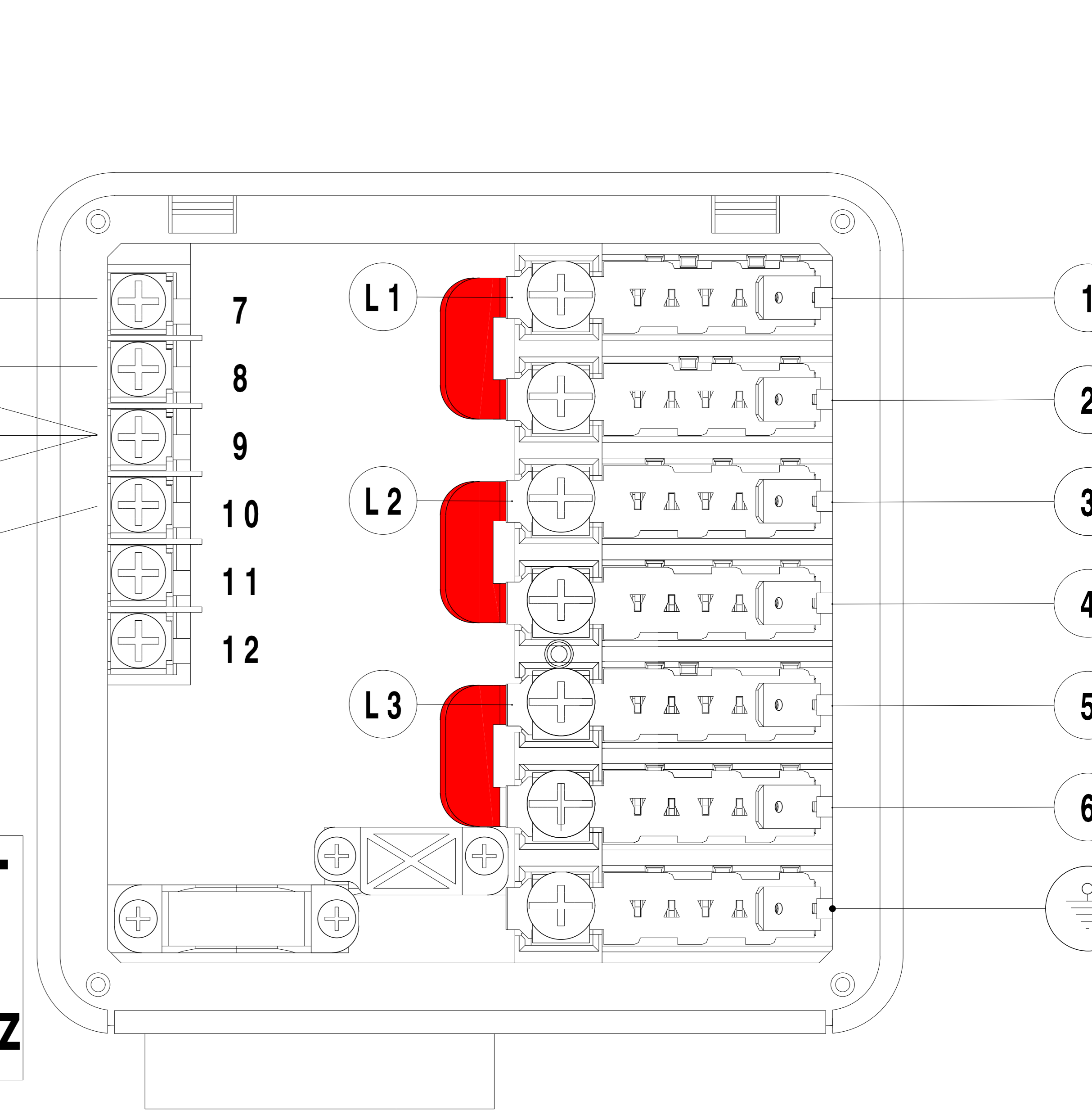
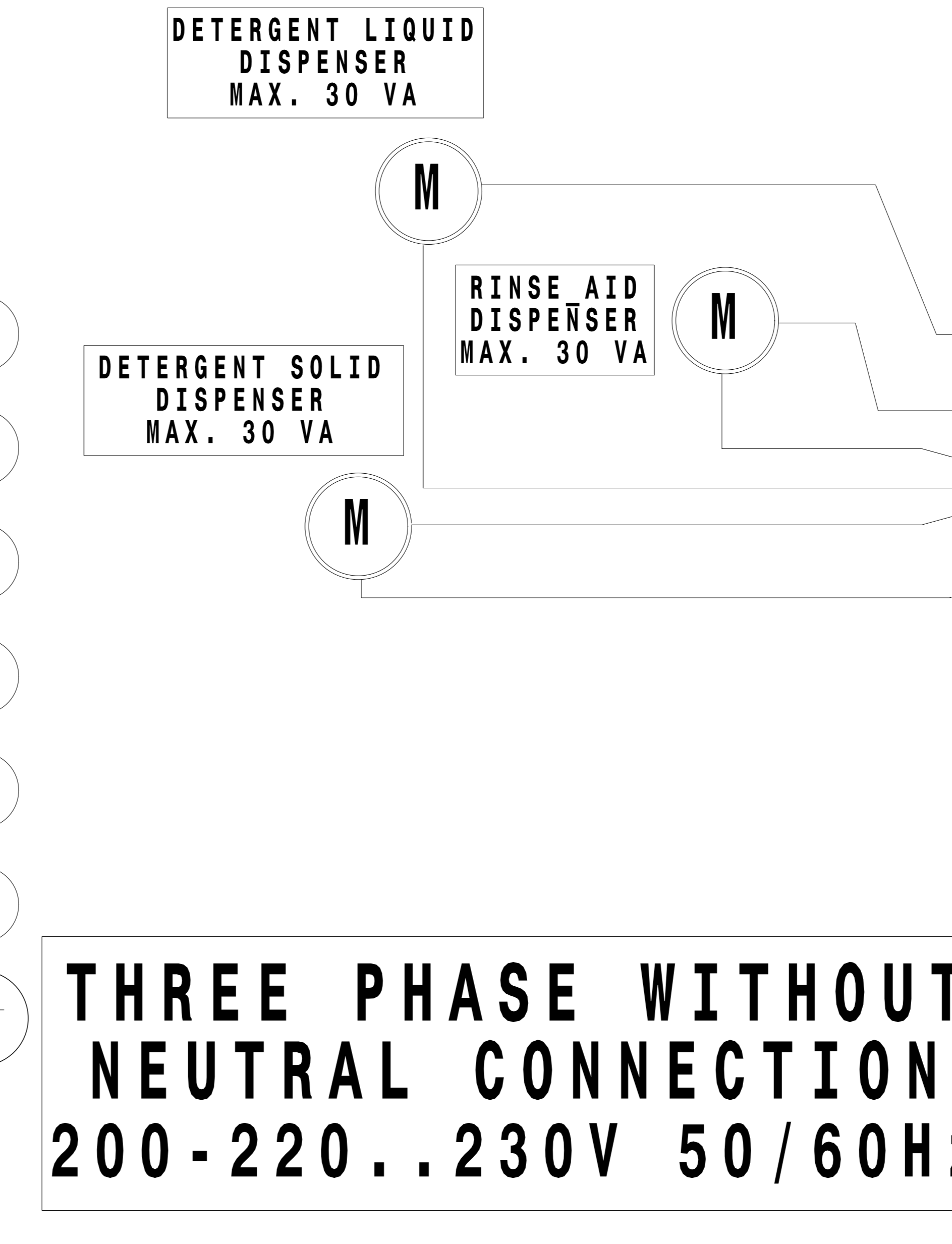
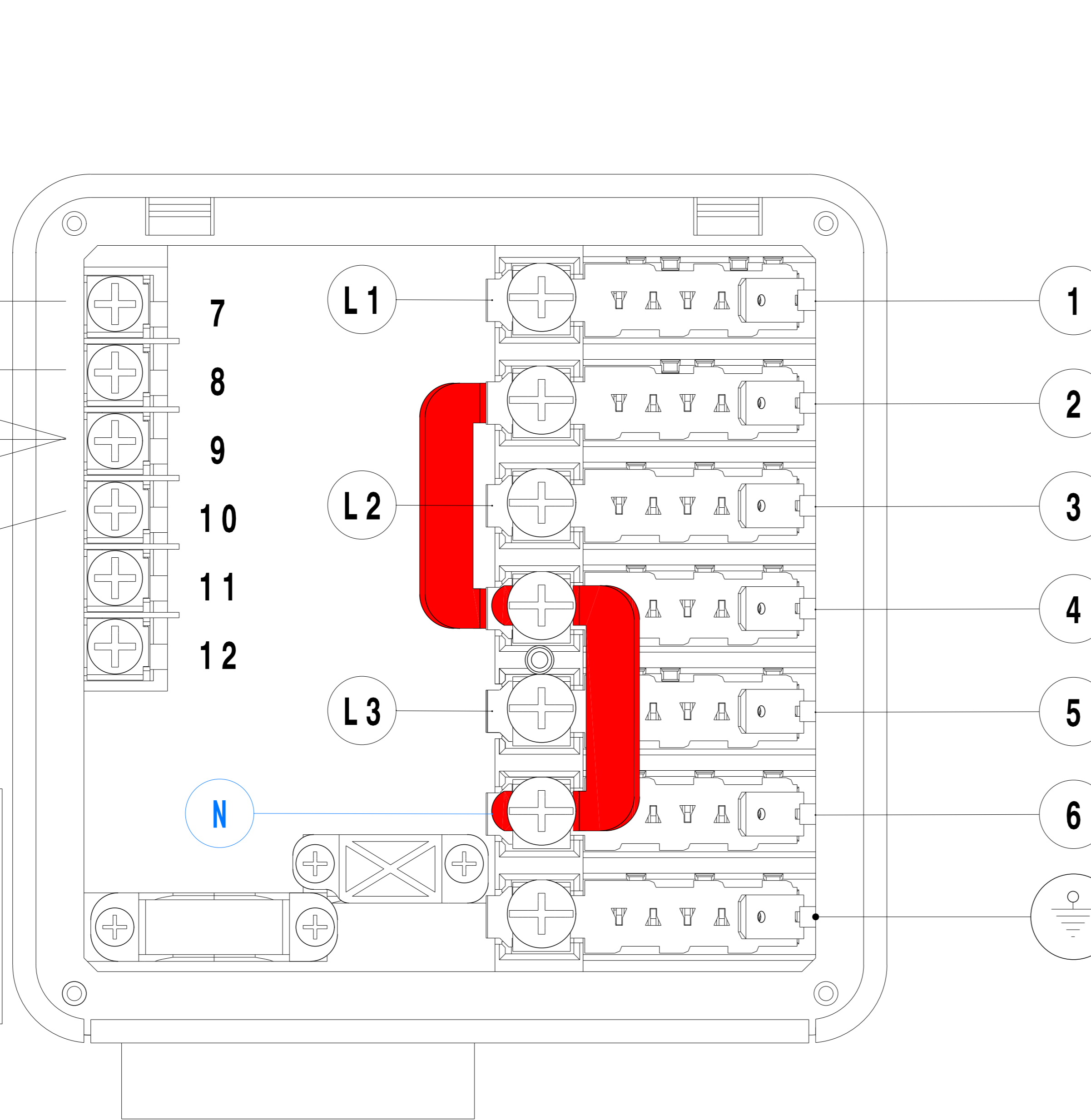
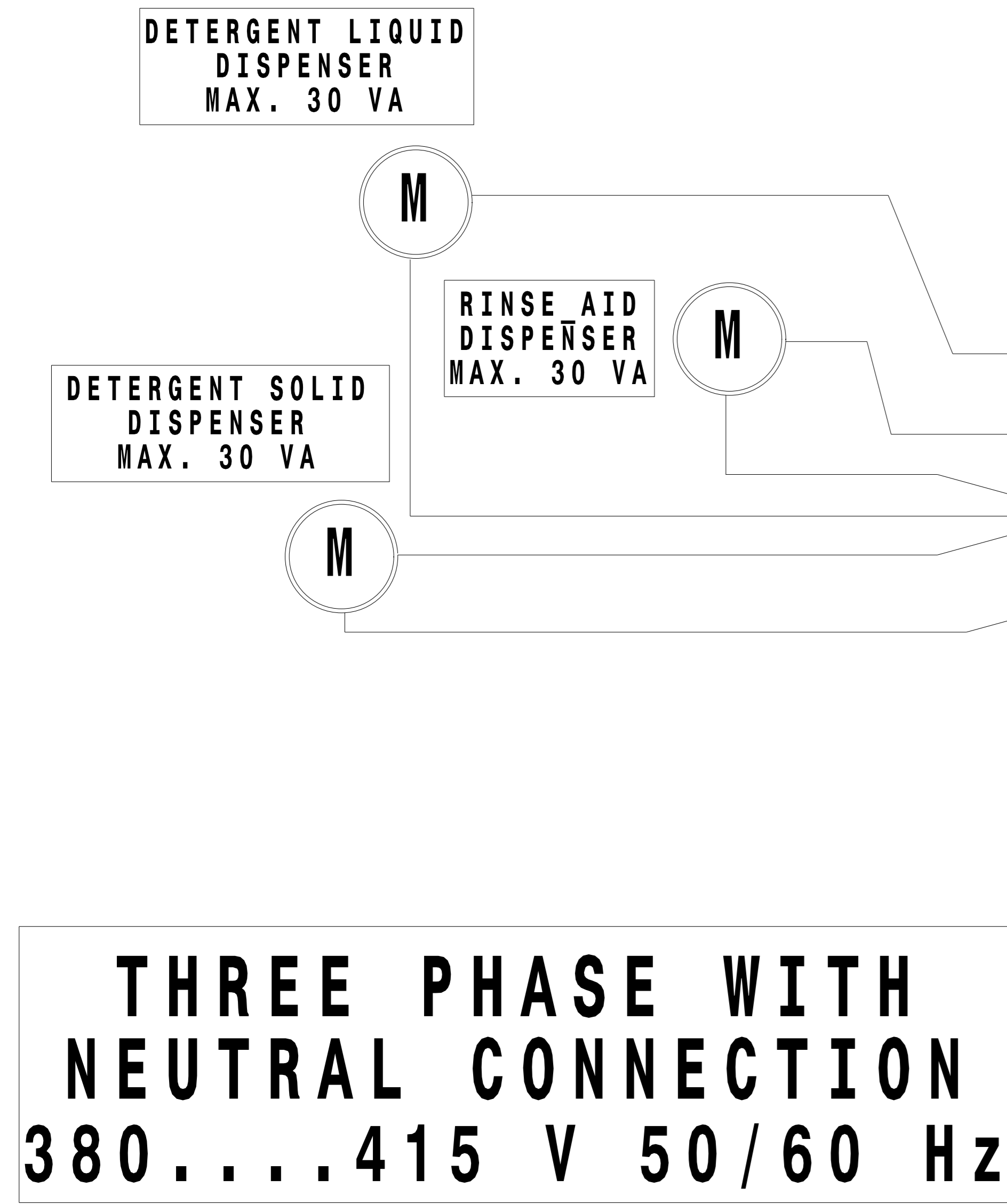
RoHS 2002/95/EC

LEGENDA MINI MATE-N-LOK 4PIN	
A	794805-1 PLUG
B	770904-1 SOCKET
C	794758-1 SEAL WIRE
D	794772-4 SEAL INTERFACE
E	794939-1 CAP
F	770901-1 PIN
G	794758-1 SEAL WIRE

LEGENDA MINI MATE-N-LOK 6PIN	
A	794895-1 PLUG
B	770902-1 SOCKET
C	794758-1 SEAL WIRE
D	794772-6 SEAL INTERFACE
E	794940-1 CAP
F	770903-1 PIN
G	794758-1 SEAL WIRE

Electrolux Professional
Dishwashing al

SCALE	01/03/2013
DATE	01/03/2013
DESIGNER	L.Barbiero
DRAWN	L.Barbiero
APPROVED	F.M.Ciappina
REVISION	
DESCRIPTION	SCHEMA ELETTRICO NEWHT FULL
REPLACES	
REF. N°	600634Y01



This drawing contains confidential information and is the property of
 Elettrolux Professional, Valmonastero, Italy, without whose permission
 it is not to be reproduced, copied, or used in any way without the written
 consent of Elettrolux Professional, Valmonastero, Italy, which is responsible for the drawing.
 This drawing is the property of Elettrolux Professional, Valmonastero, Italy.

SUPERFICIO IN VISTA
 VISIBILE SUPERFICIE
 PTEGA SU
 BEND UP
 PTEGA GIU
 BEND DOWN

ROHS
 2002/95/EC

SCALE	01/03/2013
DATE	L.Barbiero
DRAWN	F.M.Ciappina
APP. DATE	
PROJ. L. BARBIERO	15/03/2013
REV. 01	
DESCRIPTION	SCHEMA ELETTRICO NEWHT
DESCRIPTION	FULL
DESCRIPTION	600634Y01
DESCRIPTION	Professional
DESCRIPTION	Dishwashing al

Finanzen / Service

28307 Bremen

Thalenhorststraße 15
Tel.+49 421 48557-0
Fax+49 421 488650
bremen@nordcap.de

Vertrieb Ost

12681 Berlin

Wolfener Straße 32/34, Haus K
Tel.+49 30 936684-0
Fax+49 30 936684-44
berlin@nordcap.de

Vertrieb West

40699 Erkrath

Max-Planck-Straße 30
Tel.+49 211 540054-0
Fax+49 211 540054-54
erkrath@nordcap.de

Vertrieb Nord

21079 Hamburg

Großmoorbogen 5
Tel.+49 40 766183-0
Fax+49 40 770799
hamburg@nordcap.de

Vertrieb Süd

55218 Ingelheim

Hermann-Bopp-Straße 4
Tel.+49 6132 7101-0
Fax+49 6132 7101-20
ingelheim@nordcap.de



www.nordcap.de